

Jets playing hide and seek

Grégory Soyez

Brookhaven National Laboratory

Los Alamos National Laboratory — May 12 2009 — Los Alamos, NM, USA

Plan

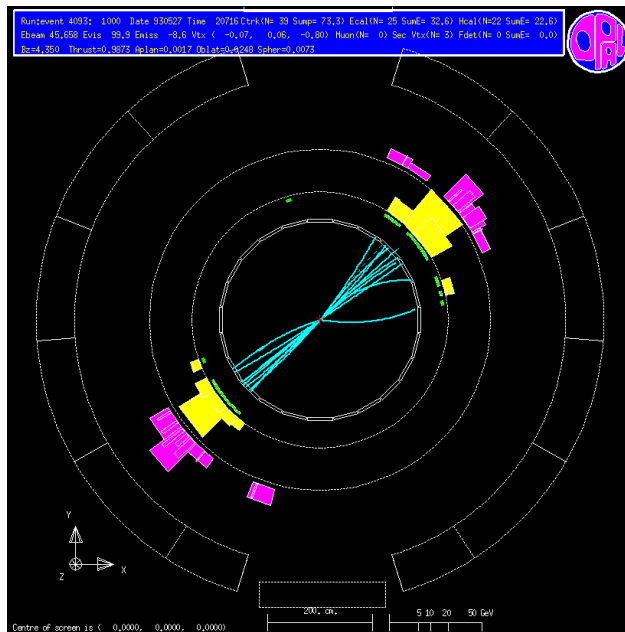
- e^+e^- collisions:
the most simple case
- pp collisions:
jets in hadronic environments
→ 20 years of jet definitions
- pileup:
jets in the background
→ jet areas, background subtraction
- AA :
more background!
→ improved techniques

Foreword: what are jets?

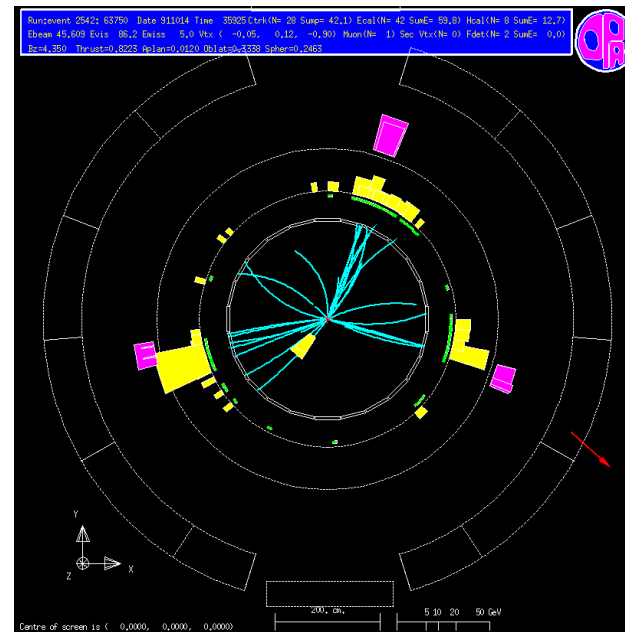
QCD collinear divergence \longrightarrow **collimated showers**

$$\longrightarrow \begin{array}{c} \text{---} \\ \text{---} \\ \text{---} \\ \text{---} \\ \text{---} \end{array} \theta \quad dP \propto \alpha_s \frac{d\theta}{\theta}$$

Example: LEP (OPAL) events



2 jets




3 jets

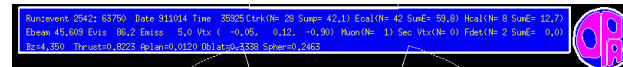
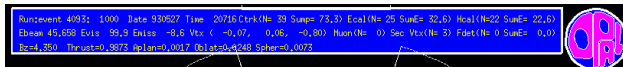
Idea: **jet \equiv collimated shower \simeq initial hard partons**

Foreword: what are jets?

QCD collinear divergence \longrightarrow **collimated showers**


$$dP \propto \alpha_s \frac{d\theta}{\theta}$$

Example: LEP (OPAL) events



In practice: use of a jet definition



2 jets

3 jets

Idea: jet \equiv collimated shower \simeq initial hard partons

Foreword: an illustrative example

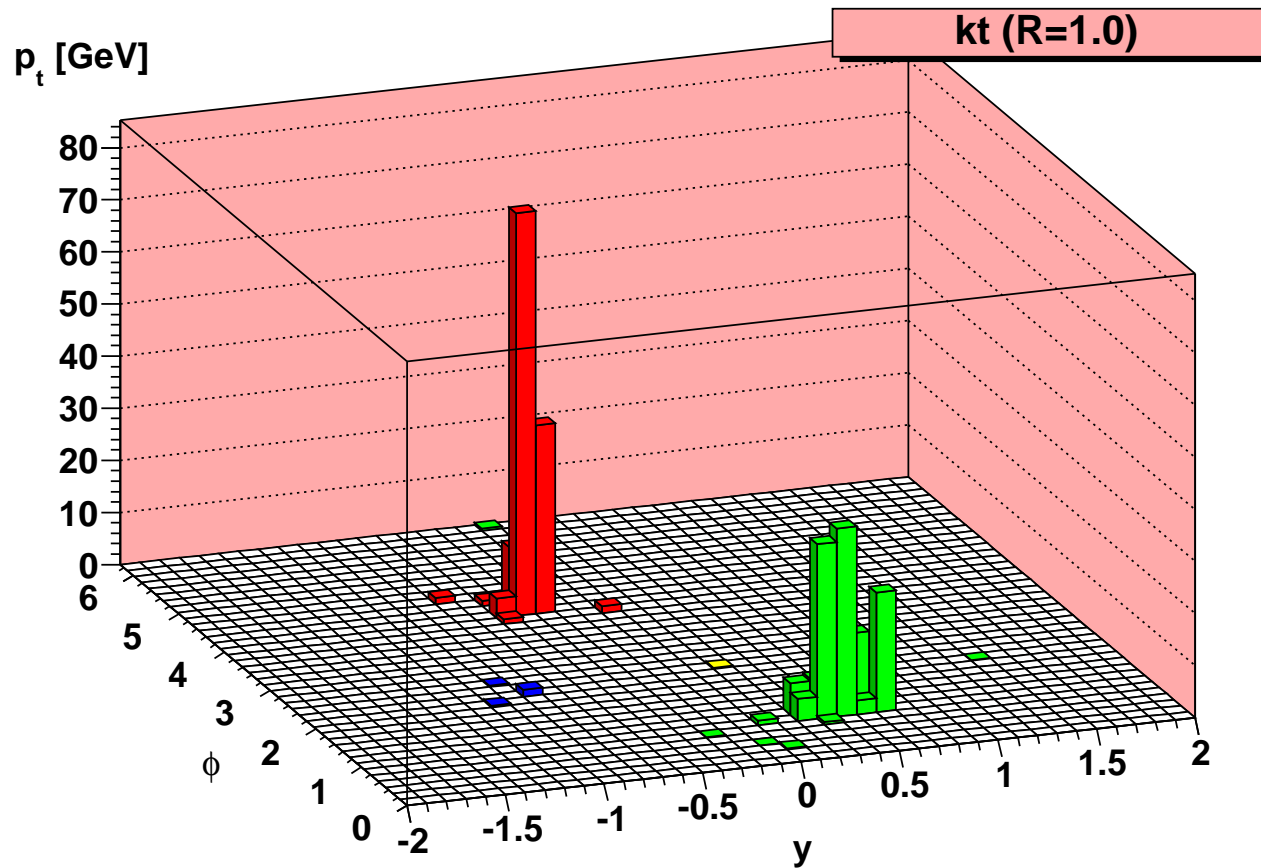
Example process to illustrate various effects:

$$Z' \rightarrow q\bar{q} \rightarrow 2 \text{ jets}$$

- $M_{Z'} = 300 \text{ GeV}$ (width $< 1 \text{ GeV}$)
- Reconstruction method:
 - get the 2 hardest jets: j_1 and j_2
 - reconstruct the Z' : $m_{Z'} = (j_1 + j_2)^2$
- Look how the mass peak is reconstructed

Part 1

e^+e^- collisions: the most simple case



Recombination algorithms

Recipe:

- find the pair (i, j) with the smallest d_{ij} distance
- recombine i and j
- repeat (until objects more than R apart)

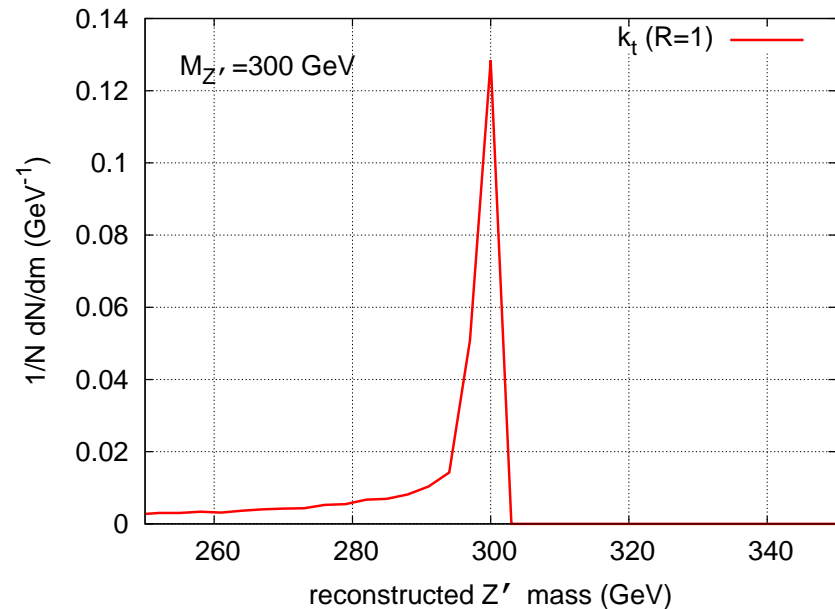
Distance: k_t algorithm

$$d_{ij} = \min(E_i^2, E_j^2)[1 - \cos(\theta_{ij})]$$

- $d_{ij} \rightarrow 0$ for soft and collinear splittings

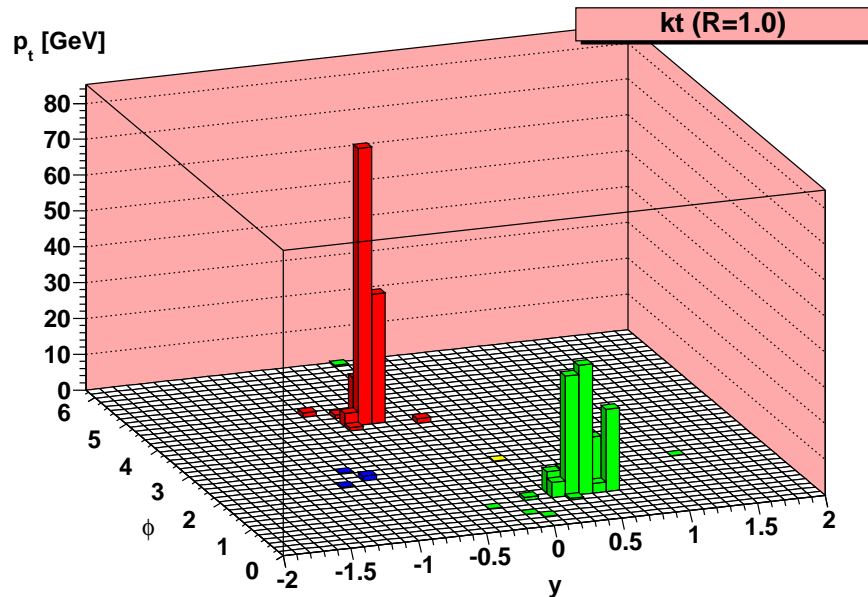
$$dP = \alpha_s \frac{d\theta}{\theta} \frac{dp_t}{p_t}$$

- without the prefactor: **Cambridge/Aachen**

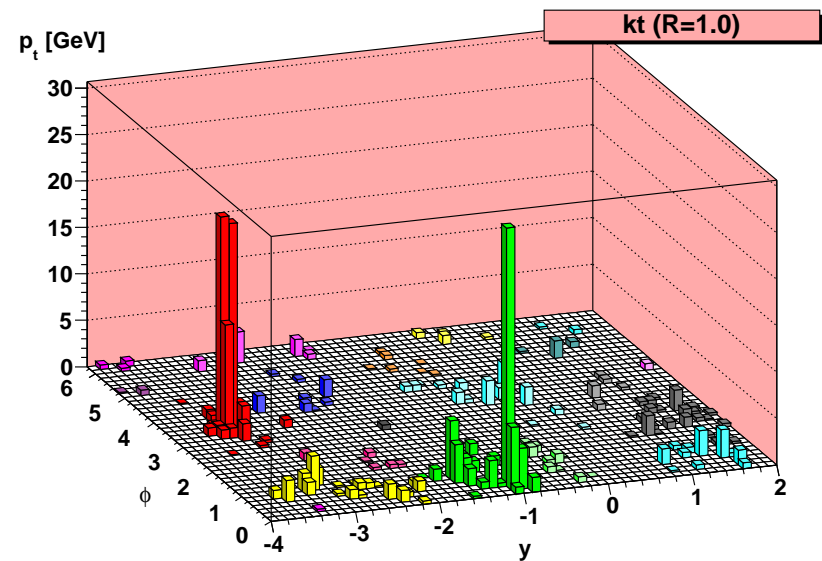


pp collisions: jets in hadronic environments

e^+e^-



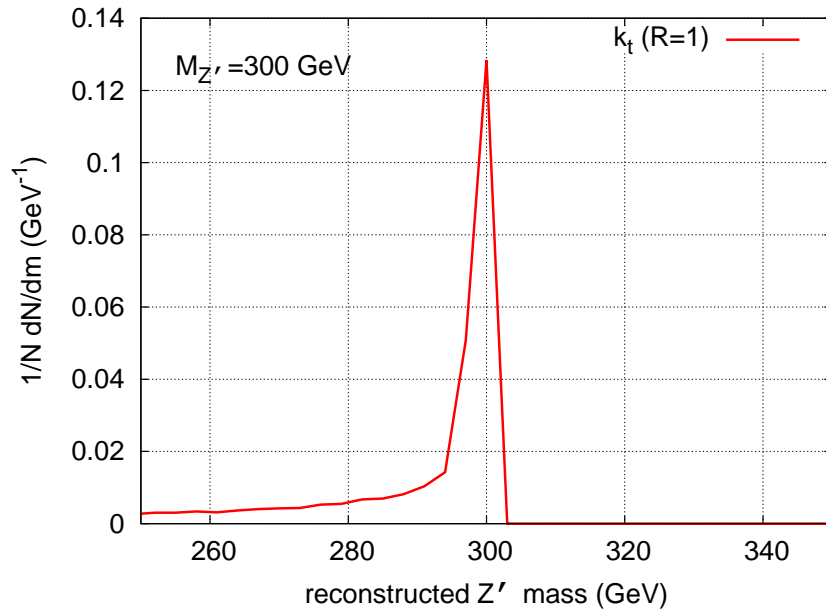
pp



$$d_{ij} = \min(E_i^2, E_j^2)[1 - \cos(\theta_{ij})] \quad d_{ij} = \min(k_{t,i}^2, k_{t,j}^2)(\Delta y_{ij}^2 + \Delta\phi_{ij}^2)$$

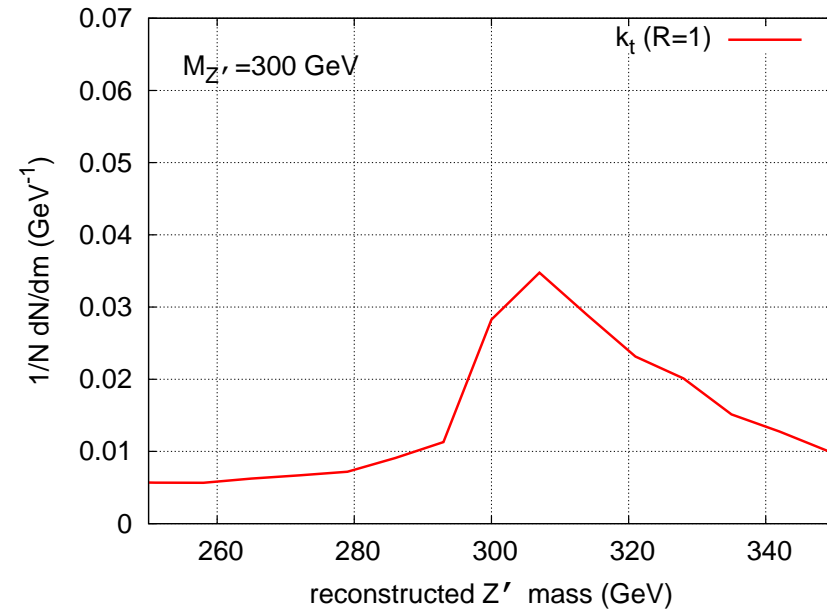
Our example: moving to jets in pp

e^+e^-



width = 0.9 GeV

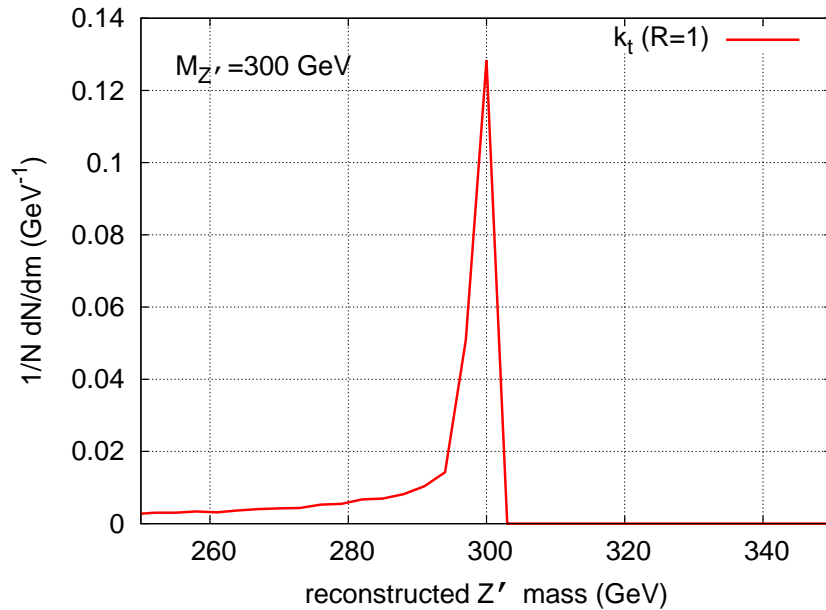
pp



width = 19.7 GeV

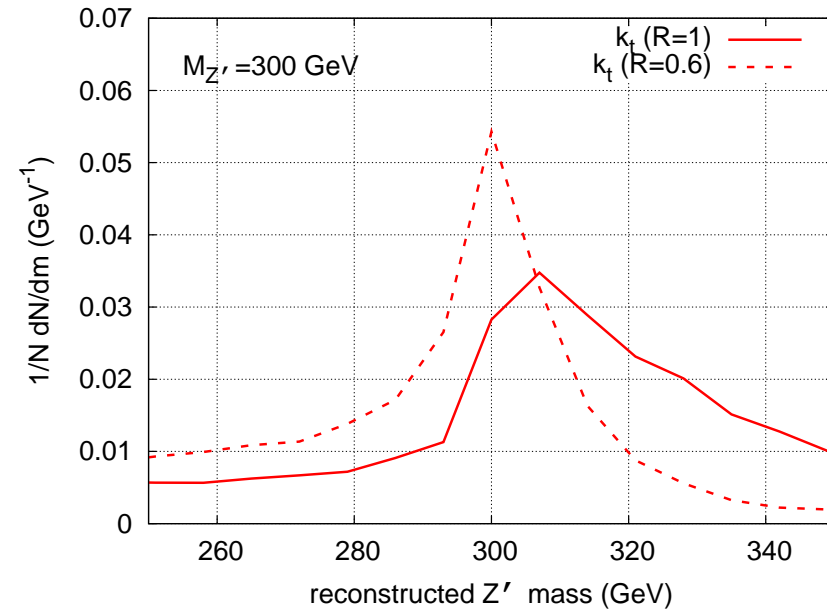
Our example: moving to jets in pp

e^+e^-



width = 0.9 GeV

pp



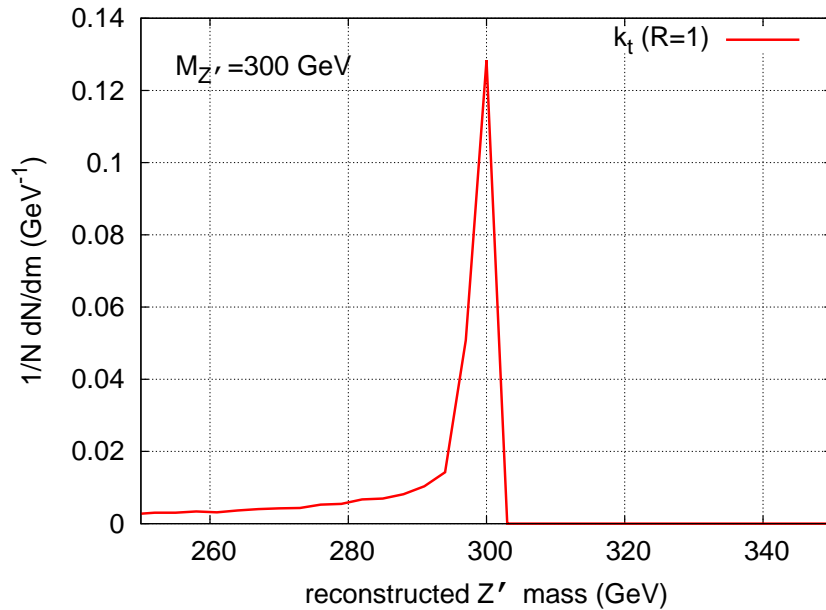
width = 19.7 GeV

width = 14.2 GeV

• Reduce R

Our example: moving to jets in pp

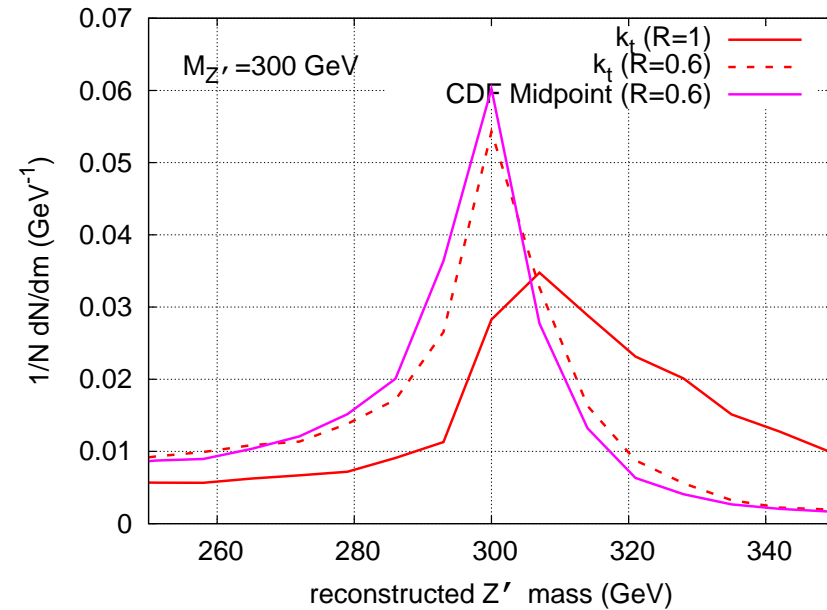
e^+e^-



width = 0.9 GeV

- Reduce R
- Use the cone algorithm

pp



width = 19.7 GeV

width = 14.2 GeV

width = 11.8 GeV

The cone algorithm

- Idea: find directions of energy flow
- Stable cone (fixed radius R):
sum of all constituents points in the direction of the centre
- Search: iterate from initial directions (**seeds**)
- Stable cones → jets: deal with overlaps
 - **Solution 1: split/merge** depending on the amount of overlap
Examples: CDF JetClu, CDF MidPoint, D0 runII, ATLAS Cone
 - **Solution 2: progressive removal** starting from the hardest seed
Examples: CMS Iterative Cone
Benchmark: circular/rigid jets

Constraints

1990: SNOWMASS accords – constraints to fulfil

Several important properties that should be met by a jet definition are [3]:

1. Simple to implement in an experimental analysis;
2. Simple to implement in the theoretical calculation;
3. Defined at any order of perturbation theory;
4. Yields finite cross section at any order of perturbation theory;
5. Yields a cross section that is relatively insensitive to hadronization.

Infrared and collinear (IRC) safety:

✓ recombination algorithms: Ok

✗ Cone: problem inherent to the “seeded” search of stable cones

New algorithms

- Cone with split–merge

- Idea: Find an efficient seedless implementation that provably identifies all stable cones
- Solution: SISCone: Seedless Infrared-Safe Cone

[G.Salam, GS, 07]

- Cone with progressive removal

- Idea: keep the rigidity of the jets + restore IRC-safety
- Solution: anti- k_t :

$$d_{ij} = \min(k_{t,i}^{-2}, k_{t,j}^{-2})(\Delta y_{ij}^2 + \Delta\phi_{ij}^2)$$

[M.Cacciari, G.Salam, GS, 08]

Impact of these new algorithms

Summary

Unsafe

- CMS Iterative Cone
- ATLAS Cone
- CDF JetClu
- CDF MidPoint
- D0 run II Cone

Safe

- k_t
- Cambridge/Aachen
- anti- k_t
- SISCone

Impact

Observable	Last meaningful order
Inclusive jet cross section	NLO
3 jet cross section	LO (NLO in NLOJet)
$W/Z/H + 2$ jet cross sect.	LO (NLO in MCFM)
jet masses in 3 jets	none (LO in NLOJet)



Huge effort (~ 100 M\$) to compute processes in pQCD

Impact of these new algorithms

Summary

Unsafe

- CMS Iterative Cone
- ATLAS Cone
- CDF JetClu
- CDF MidPoint
- D0 run II Cone

Safe

- k_t
- Cambridge/Aachen
- anti- k_t
- SISCone

Impact

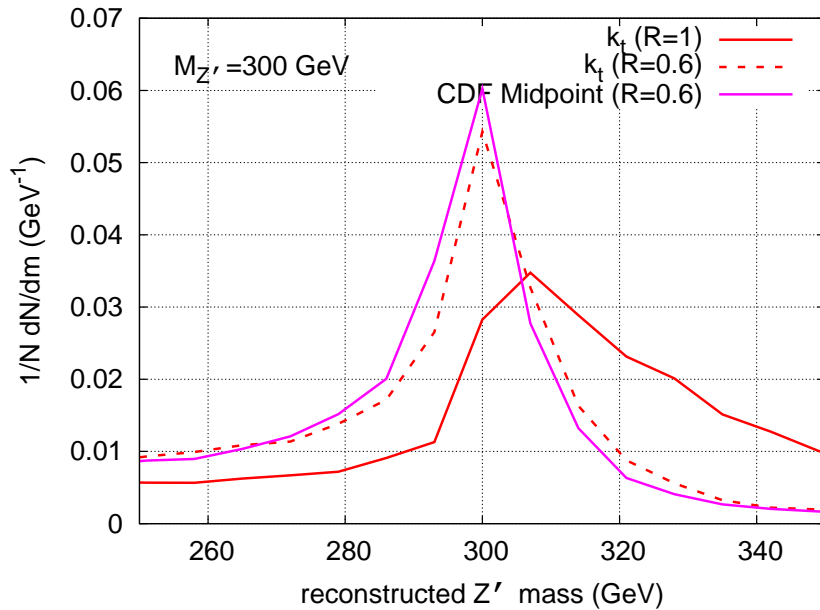
```
#-----  
#           FastJet release 2.4  
#   Written by M. Cacciari, G.P. Salam and G. Soyez  
#           http://www.fastjet.fr  
#-----
```

All those algorithms (and much more)
implemented in FastJet

! processes in pQCD

Our example: safe jet definitions

1990

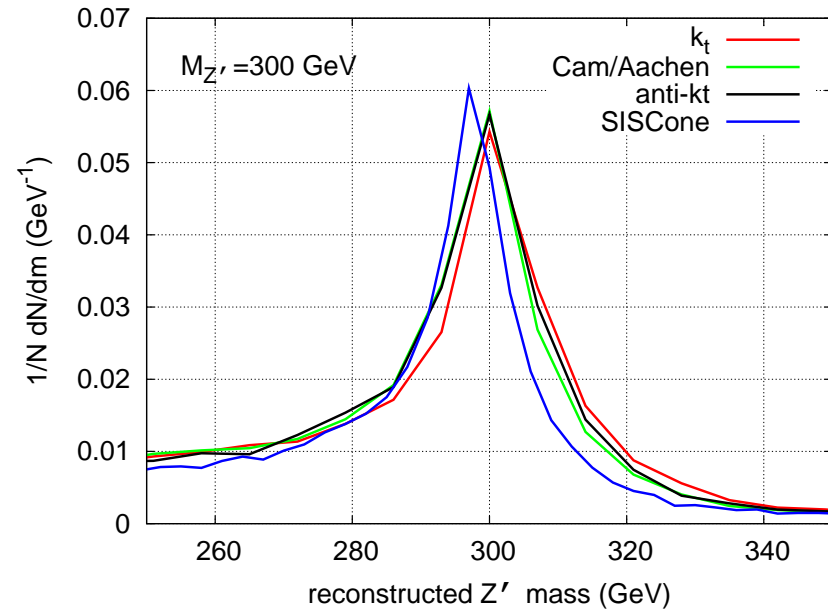


width = 19.7/14.2 GeV

width = 11.8 GeV

For the width
SISCone slightly preferred

2009



width = 14.2 GeV

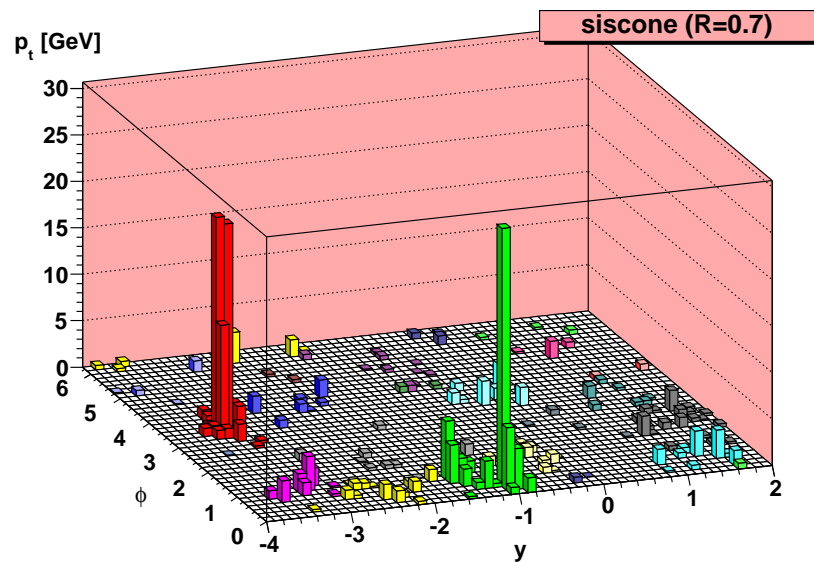
width = 12.2 GeV

width = 13.1 GeV

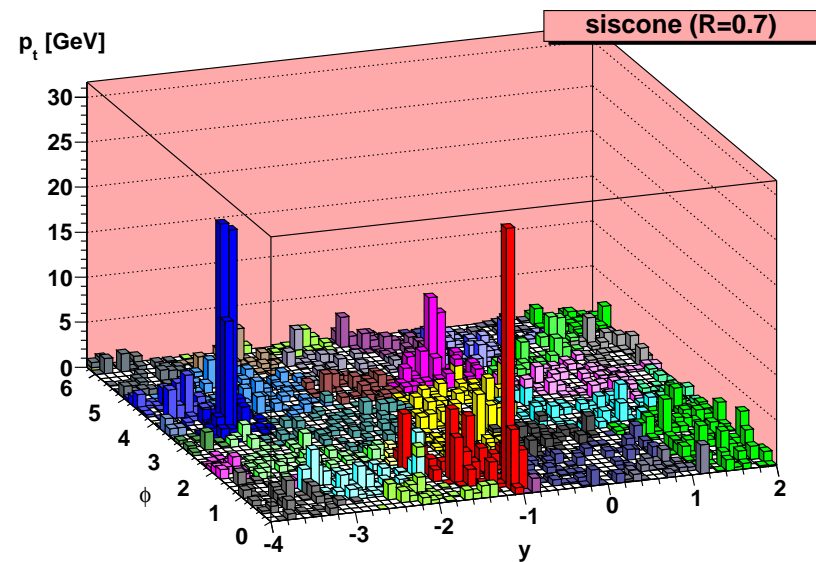
width = 11.6 GeV

pileup: jets in the background

No pileup

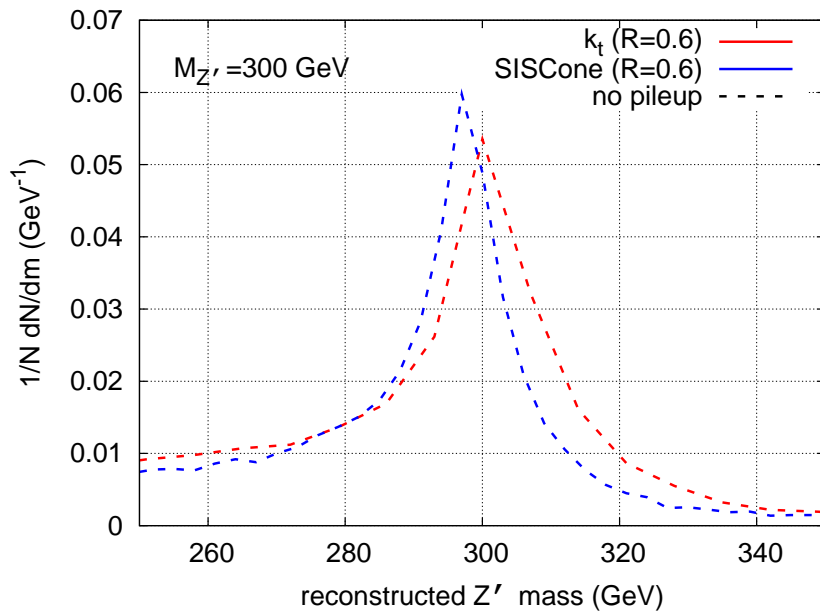


With pileup



Our example: the effect of pileup

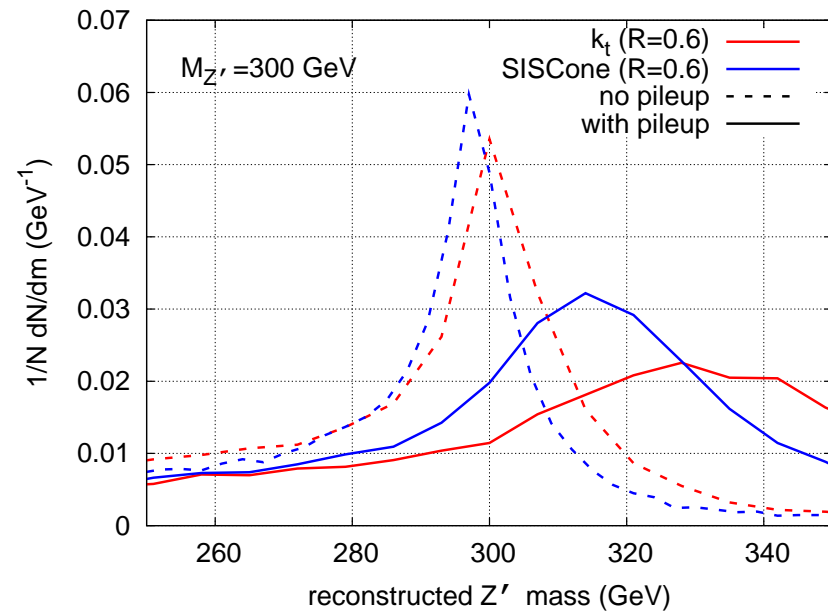
No pileup



width = 14.2 GeV

width = 11.6 GeV

With pileup



width = 29.5 GeV

width = 21.0 GeV

✗ shifted towards larger masses

✗ width increased

[M.Cacciari, G.Salam, GS, 08]

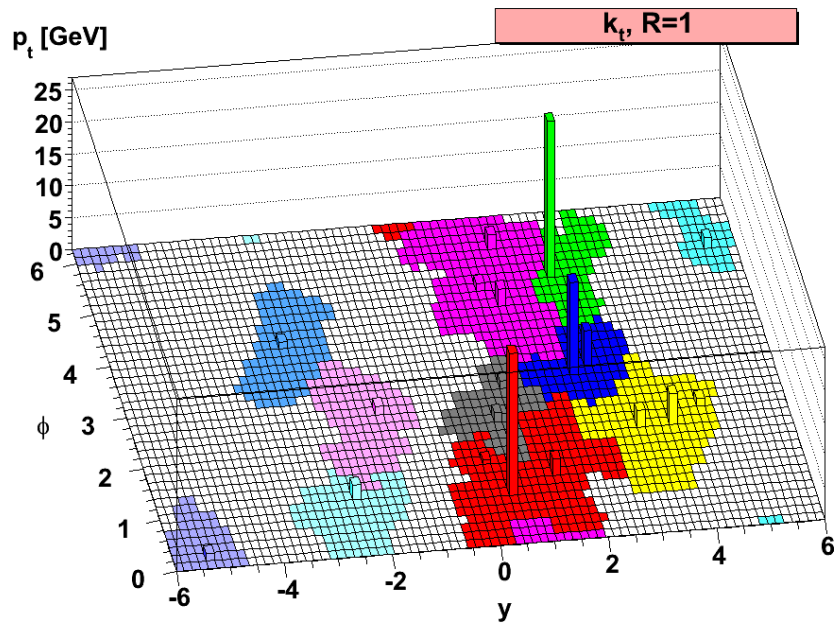
Area \equiv region where the jet catches soft particles

- Recipe: add infinitely soft particles (aka ghosts) and see in which jet they are clustered
- 2 methods:
 - **Passive area**: add one ghost at a time and repeat many times
 - **Active area**: add a set of ghosts and cluster once
- Idea: ghost \approx background particle
 - \Rightarrow **active area \approx uniform background**
 - passive area \approx pointlike background**
- Notes:
 - passive = active for large multiplicities
 - require an IR-safe algorithm!

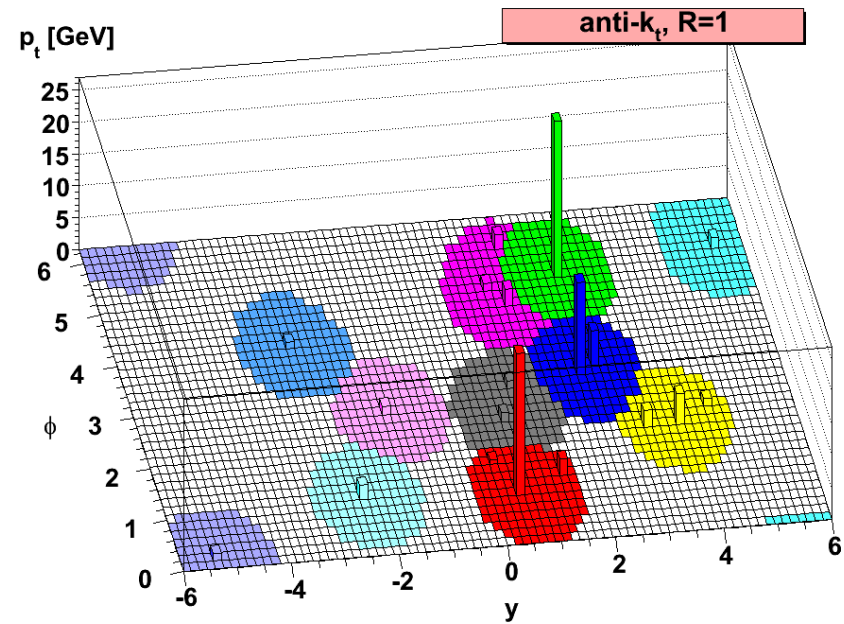
Jet area: examples

Example: active area for a simple event

k_t



anti- k_t



one ghost at every grid cell

Note: analytic control

Example: perturbative expansion of areas (at order α_s)

$$\langle \mathcal{A}(p_t, R) \rangle = \mathcal{A}_0 + \frac{C_{F,A}}{b_0 \pi} \pi R^2 d \log \left(\frac{\alpha_s(Q_0)}{\alpha_s(Rp_t)} \right)$$

- area $\neq \pi R^2$, area \neq const.

- coefficients computable

	$\mathcal{A}_0/(\pi R^2)$		d	
	passive	active	passive	active
k_t	1	0.81	0.56	0.52
Cam/Aachen	1	0.81	0.08	0.08
anti- k_t	1	1	0	0
SISCone	1	1/4	-0.06	0.12

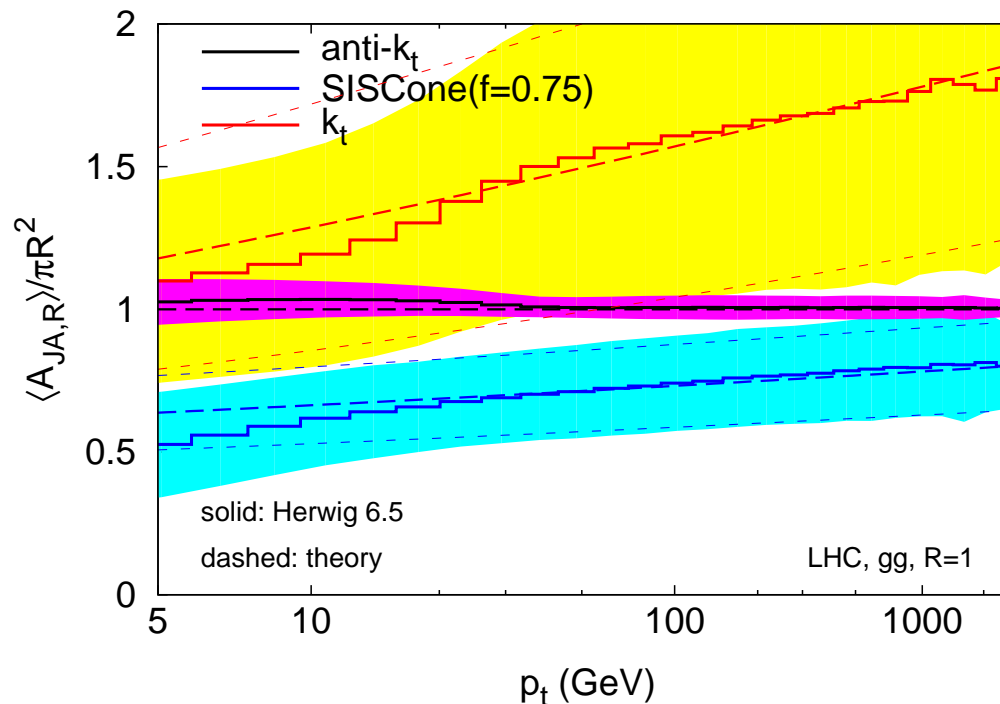
- $Q_0 \equiv$ IR regulator \propto background density

Note: analytic control

Example: perturbative expansion of areas (at order α_s)

$$\langle \mathcal{A}(p_t, R) \rangle = \mathcal{A}_0 + \frac{C_{F,A}}{b_0\pi} \pi R^2 d \log \left(\frac{\alpha_s(Q_0)}{\alpha_s(Rp_t)} \right)$$

- area $\neq \pi R^2$, area \neq const.
- in agreement with Monte-Carlo simulations

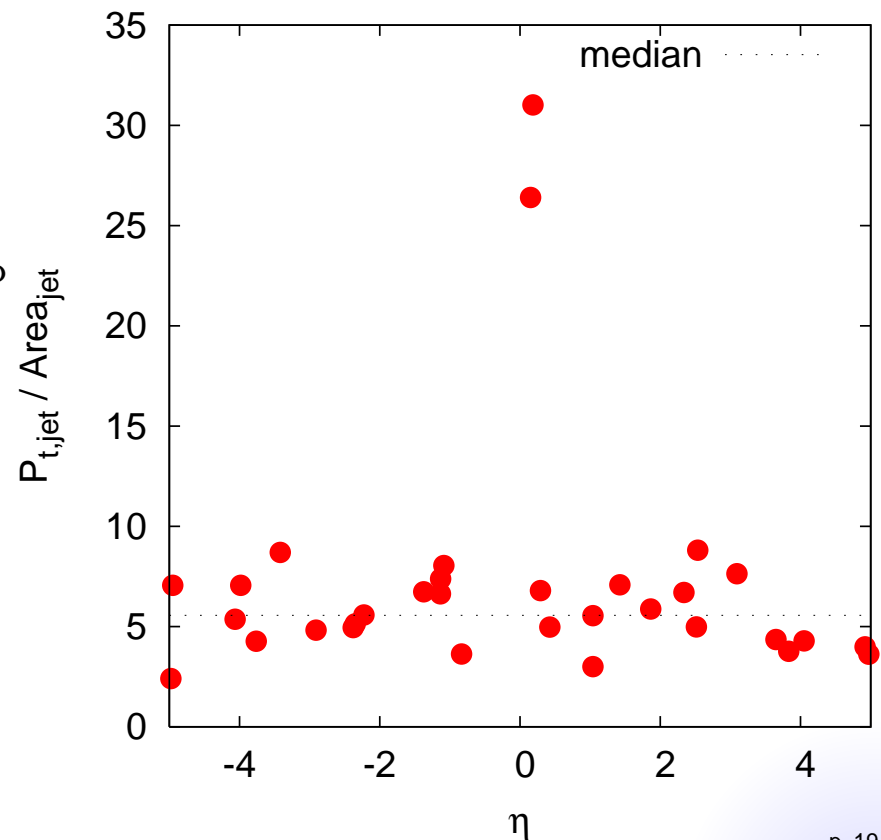


Pileup subtraction

Basic idea: [M.Cacciari, G.Salam, 08]

$$p_{t,\text{subtracted}} = p_{t,\text{jet}} - \rho_{\text{pileup}} \times \text{Area}_{\text{jet}}$$

- Jet area: [M.Cacciari, G.Salam, G.S., 08]
 - region where the jet catches infinitely soft particles (active/passive)
 - tractable analytically in pQCD
- Pileup density per unit area: ρ_{pileup}
e.g. estimated from the median
of $p_{t,\text{jet}} / \text{Area}_{\text{jet}}$



Pileup subtraction

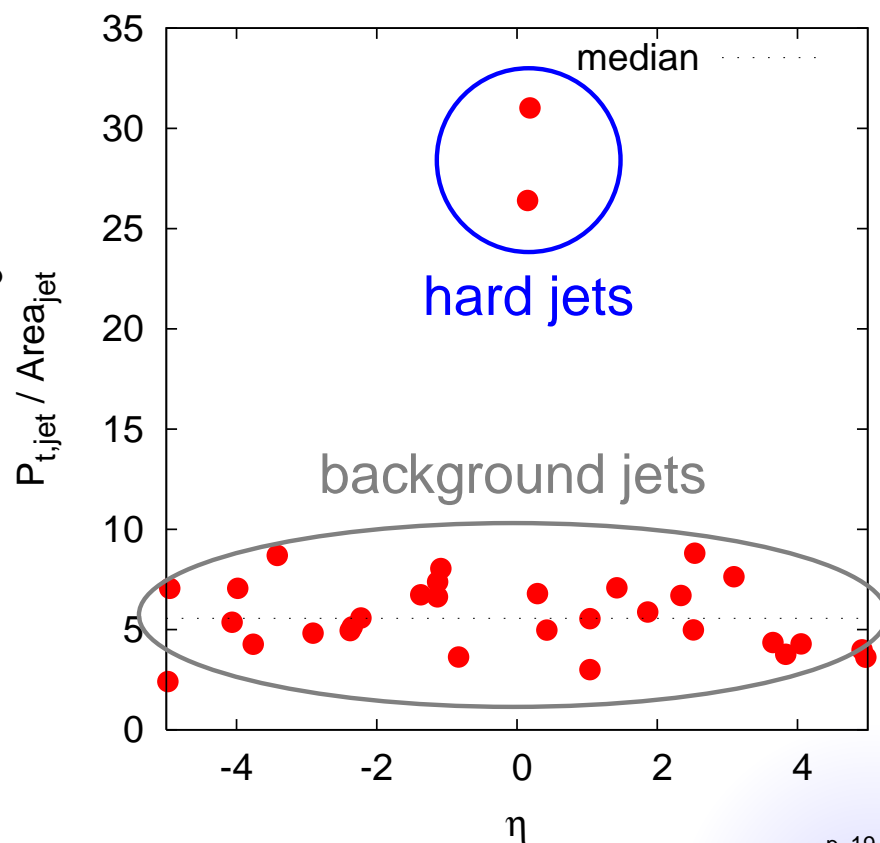
Basic idea: [M.Cacciari, G.Salam, 08]

$$p_{t,\text{subtracted}} = p_{t,\text{jet}} - \rho_{\text{pileup}} \times \text{Area}_{\text{jet}}$$

- Jet area: [M.Cacciari, G.Salam, G.S., 08]
 - region where the jet catches infinitely soft particles (active/passive)
 - tractable analytically in pQCD

● Pileup density per unit area: ρ_{pileup}

e.g. estimated from the median
of $p_{t,\text{jet}} / \text{Area}_{\text{jet}}$



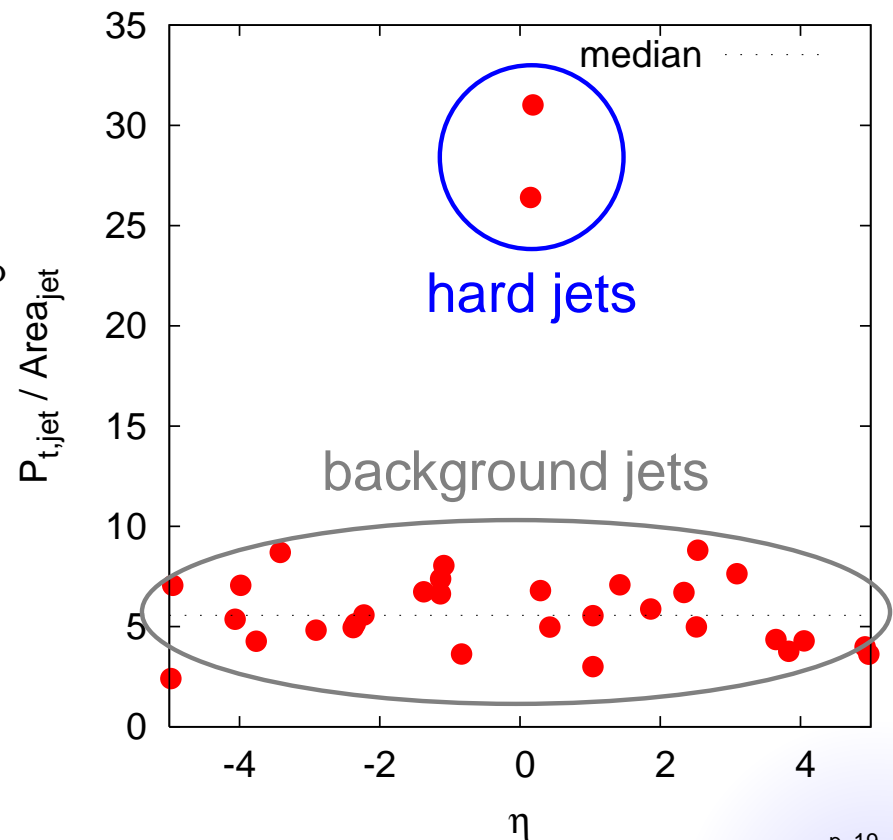
Pileup subtraction

Basic idea: [M.Cacciari, G.Salam, 08]

$$p_{t,\text{subtracted}} = p_{t,\text{jet}} - \rho_{\text{pileup}} \times \text{Area}_{\text{jet}}$$

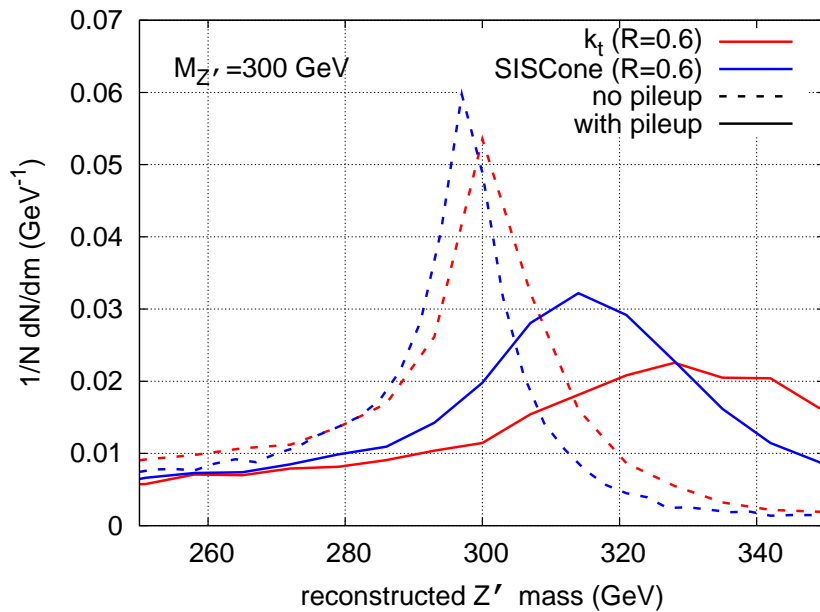
- Jet area: [M.Cacciari, G.Salam, G.S., 08]
 - region where the jet catches infinitely soft particles (active/passive)
 - tractable analytically in pQCD
- Pileup density per unit area: ρ_{pileup}
e.g. estimated from the median
of $p_{t,\text{jet}} / \text{Area}_{\text{jet}}$

implemented in FastJet
on an event-by-event basis



Our example: subtracting pileup

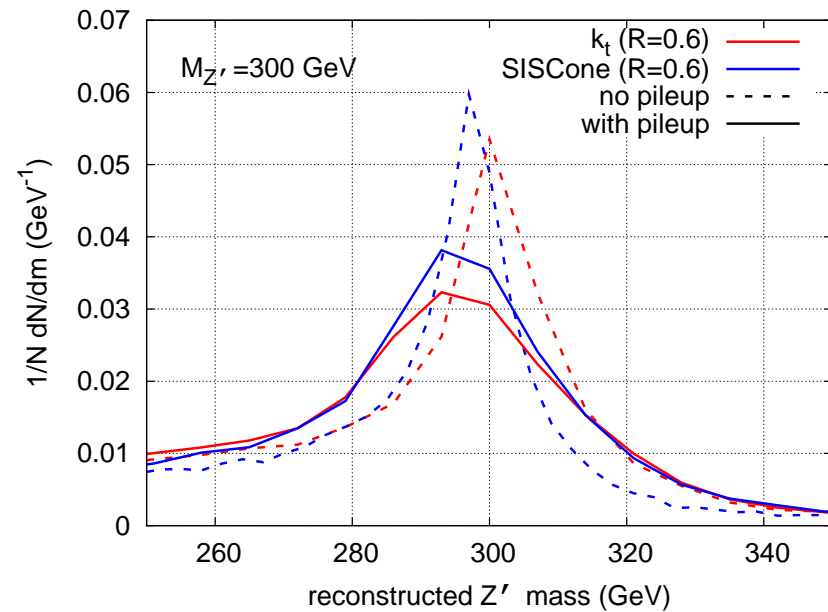
Pileup unsubtracted



width = 29.5 GeV

width = 21.0 GeV

pileup subtracted



width = 21.0 GeV

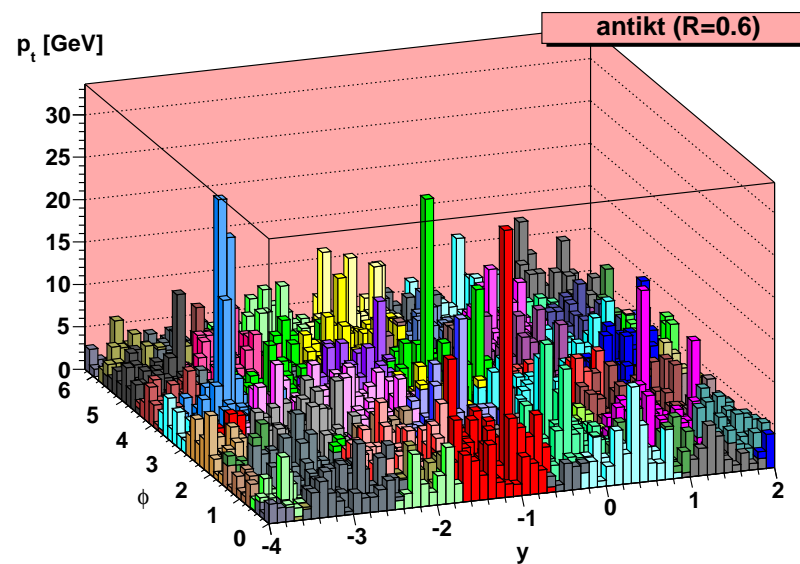
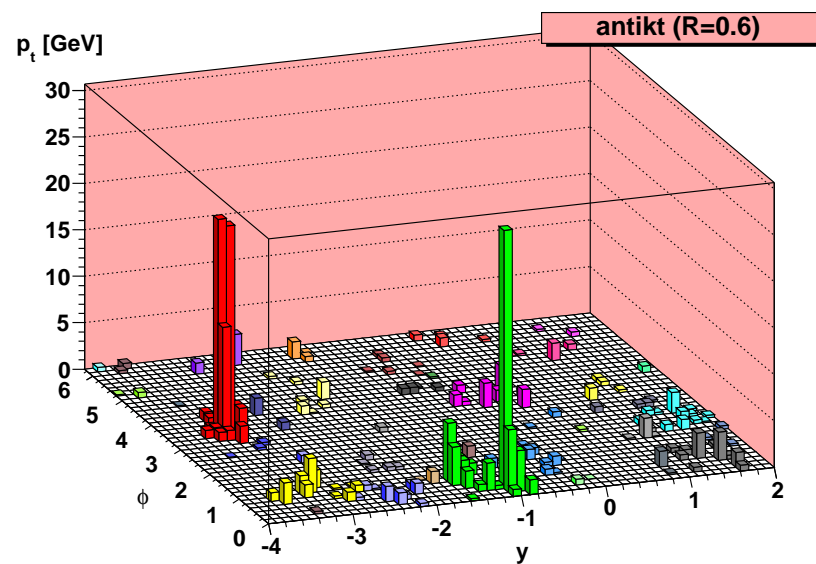
width = 17.7 GeV

- ✓ position reasonable
- ✓ dispersion reduced

AA : more background!

pp

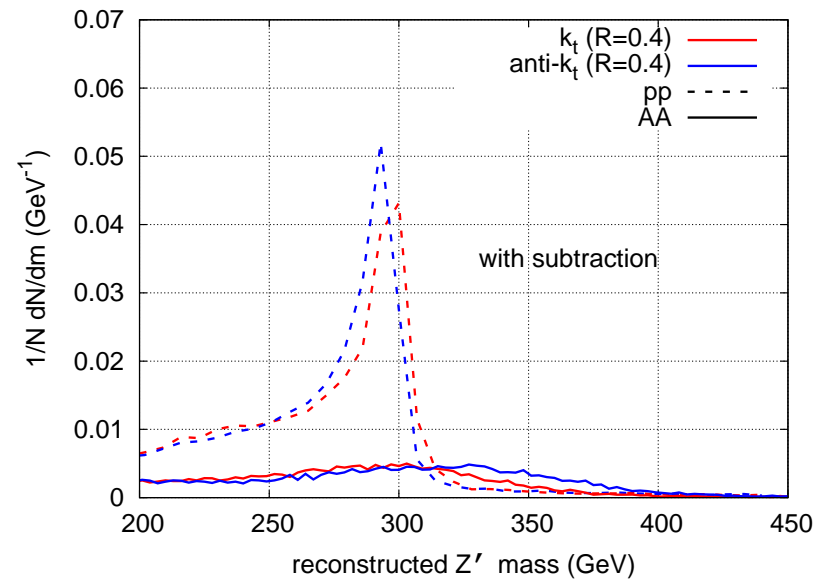
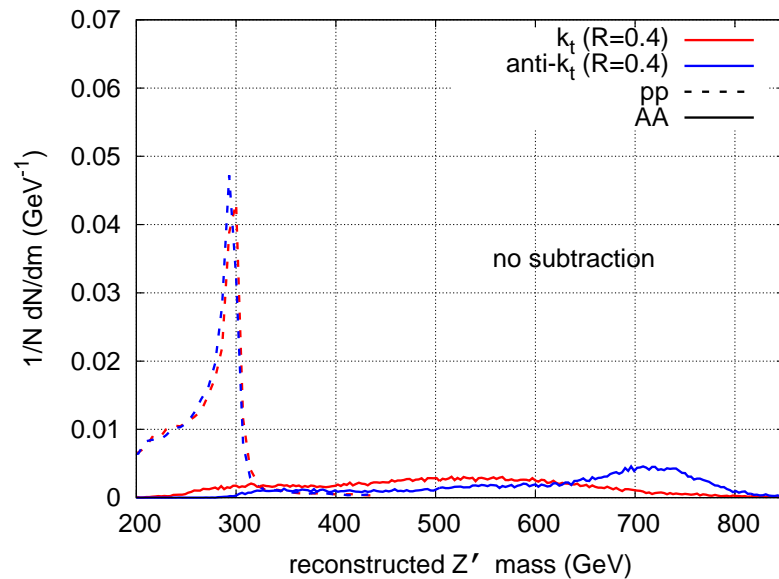
AA



Complications

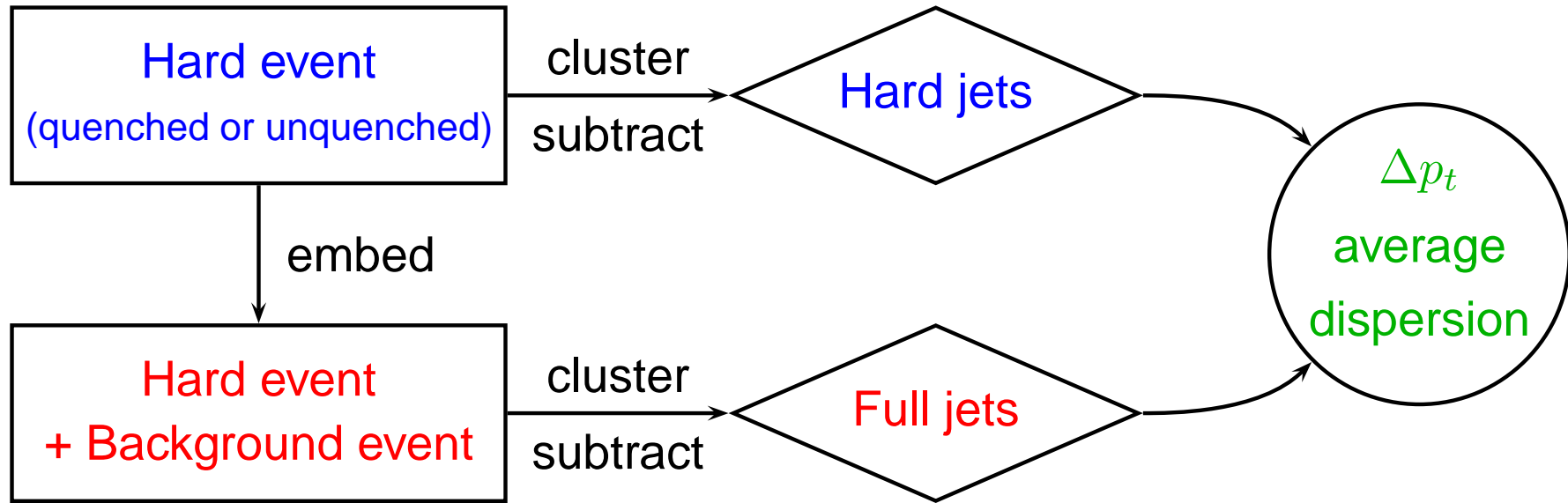
Problem:

- Much larger background (~ 100 GeV/unit area at RHIC, ~ 250 GeV/unit area at the LHC)
- With large fluctuations



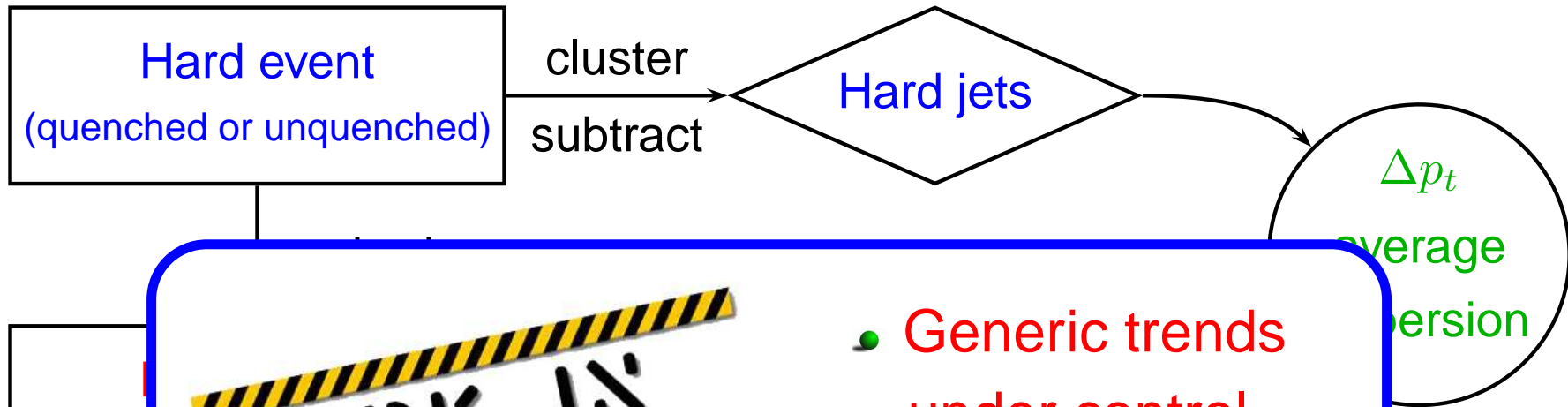
Question: how well can we measure the “hard jet” (quenched or not) in the heavy-ion background?

Framework for study



- **Hard event:** Pythia(v6.4) or Pythia(v6.4)+PyQuen(v1.5)
- **Background:** Hydjet(v1.5) (others under study)
- **Analysis:** FastJet(v2.4)
Ideally: smallest Δp_t shift, smallest Δp_t dispersion
- Note: in what follows, R fixed to 0.4

Framework for study



+ Ba



- Generic trends under control
- Final numbers may change

[M.Cacciari, J.Rojo, G.Salam, GS, in prep.]

- Analysis: FastJet(v2.4)


Ideally: smallest Δp_t shift, smallest Δp_t dispersion

- Note: in what follows, R fixed to 0.4

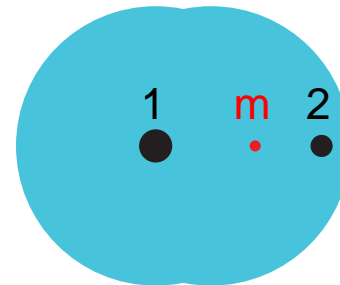
A technical point: Back-reaction

Additional soft background has 2 effects:

- **Throw soft particles in the hard jet:** dealt with by subtraction
- **Modify the hard scattering (back-reaction)**
 - can be pointlike or diffuse
 - **gain:**

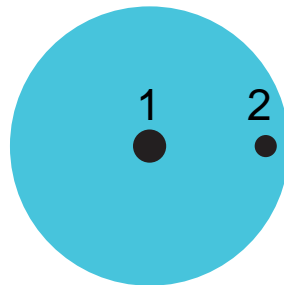


no medium: $p_t = p_{t1}$

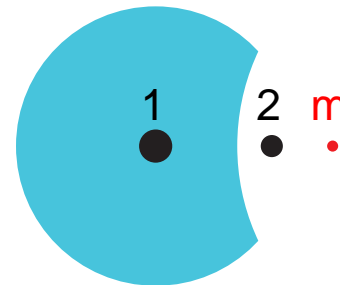


medium: $p_t = p_{t1} + p_{t2} + p_{tm}$

- **loss:**



no medium: $p_t = p_{t1} + p_{t2}$

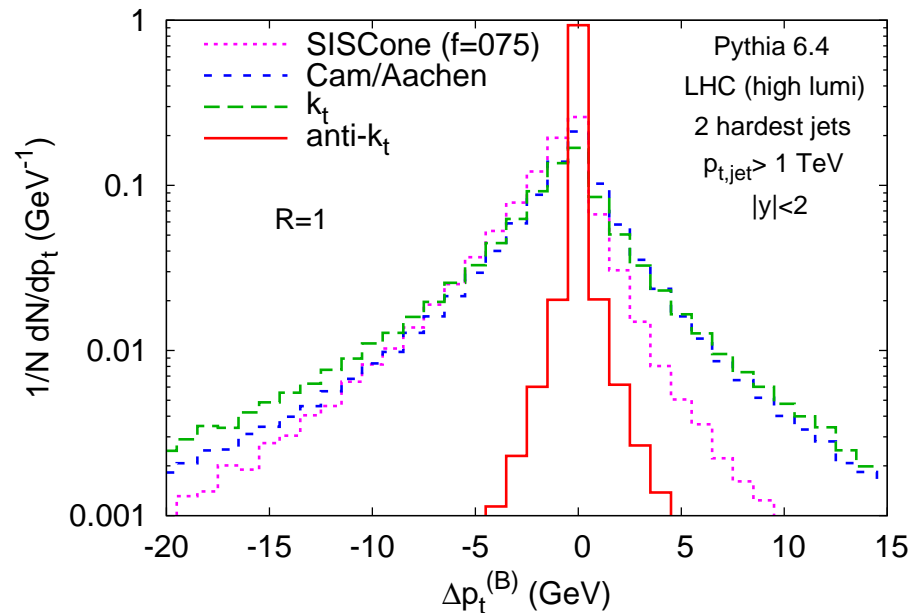


medium: $p_t = p_{t1} + p_{tm}$

A technical point: Back-reaction

Additional soft background has 2 effects:

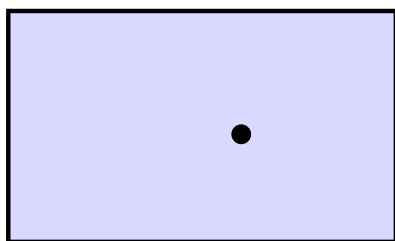
- **Throw soft particles in the hard jet:** dealt with by subtraction
- **Modify the hard scattering (back-reaction)**
 - can be pointlike or diffuse
 - tractable analytically (similar to areas)
 - $k_t \gtrsim \text{Cambridge} > \text{SISCone} \gg \text{anti-}k_t$



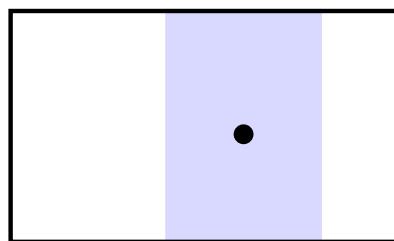
Idea #1: use a local range to compute ρ_{bkg}

- Fluctuating background
 - determine the background density ρ_{bkg} from jets in the vicinity of the jet we want to subtract


global




StripRange



CircularRange

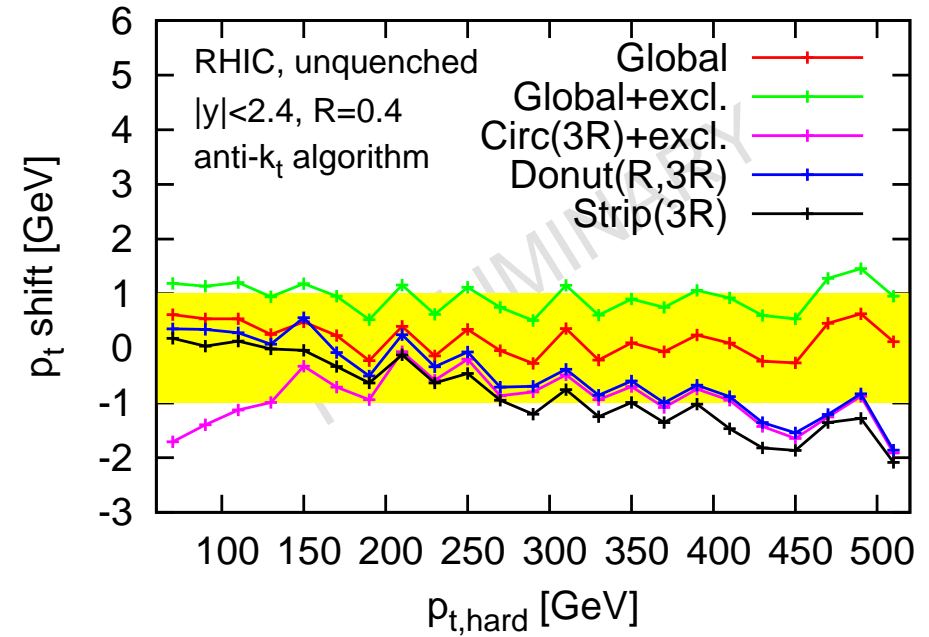
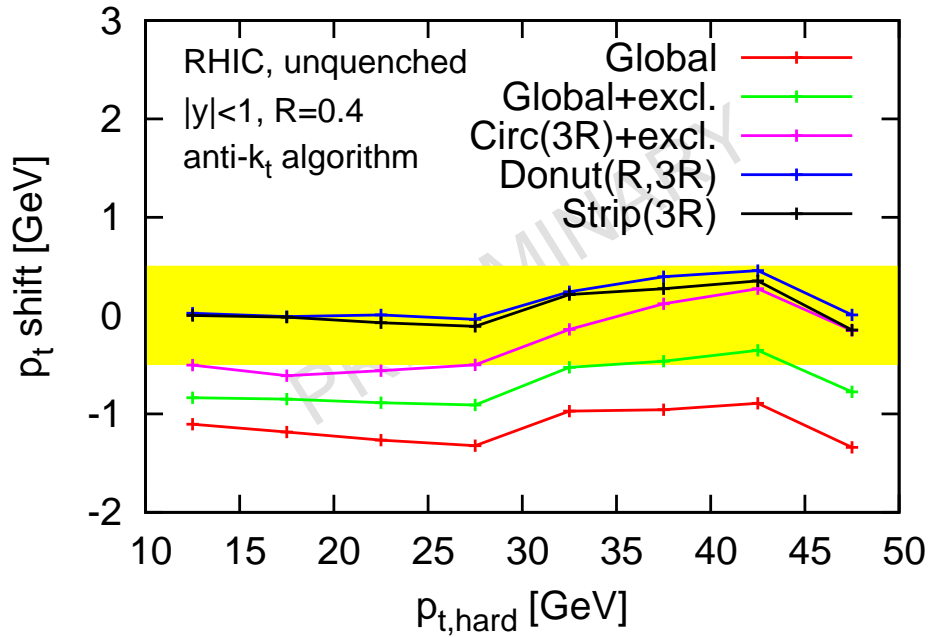


DonutRange



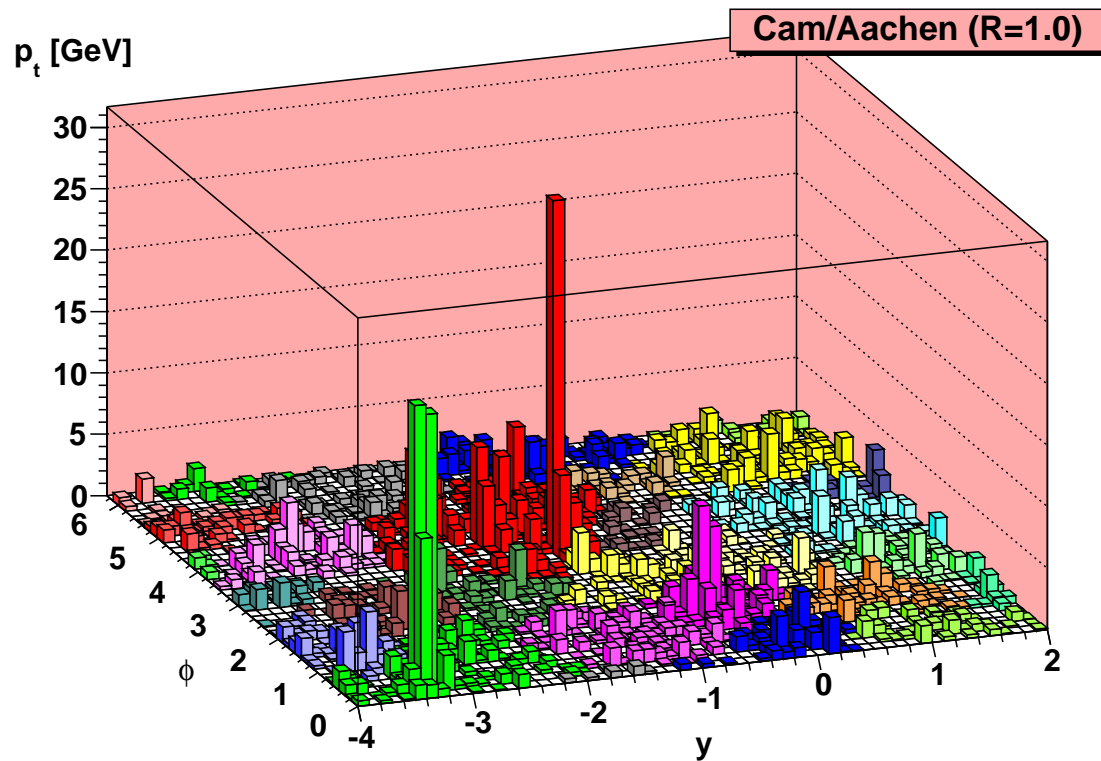
- Exclude the hardest jets from the determination of ρ_{bkg}
 - ⇒ reduce the bias in the computation median

Effect of choosing a local range



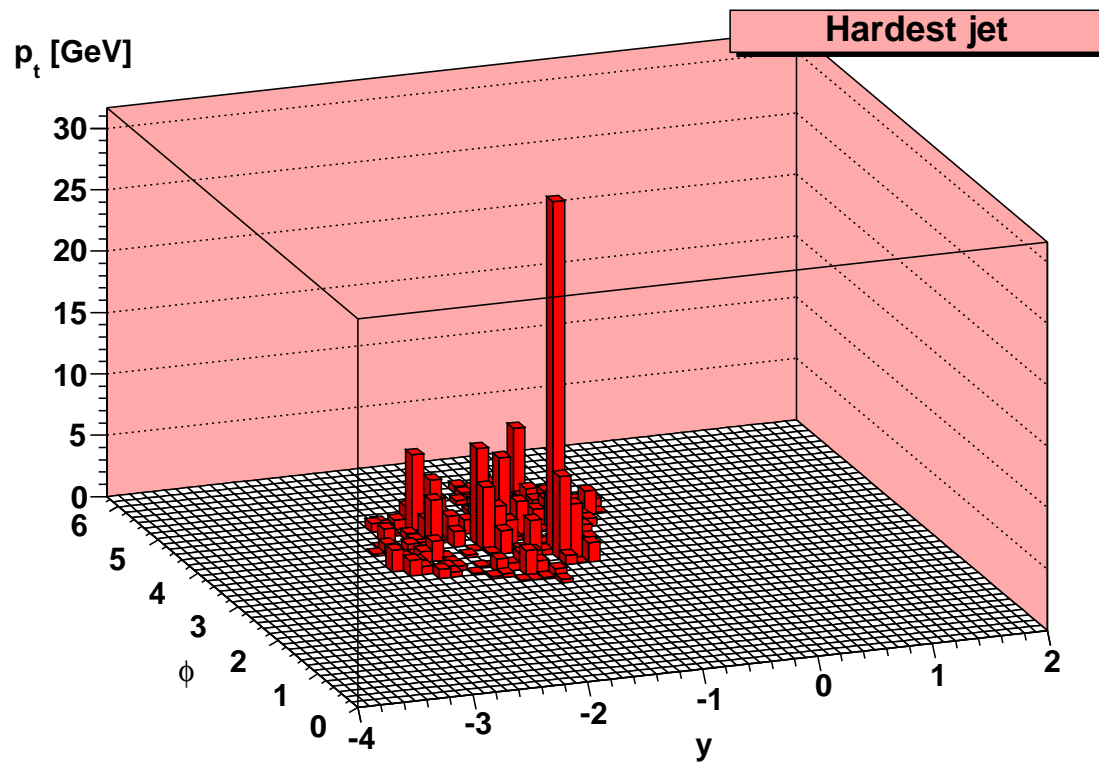
- effect $\sim 0.5-1$ GeV
- differences between local ranges \longrightarrow uncertainty
- for limited acceptance, global range \approx local range
- analytic control would be nice

Idea #2: use filtering



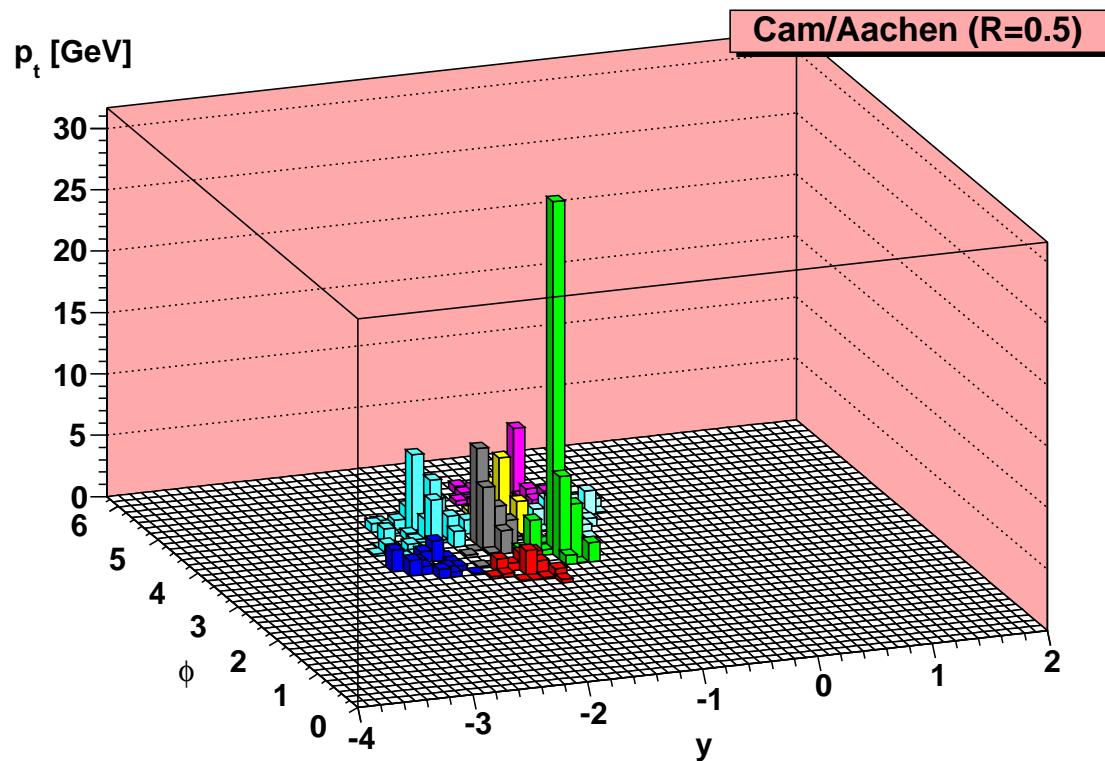
- cluster with Cambridge/Aachen(R)

Idea #2: use filtering



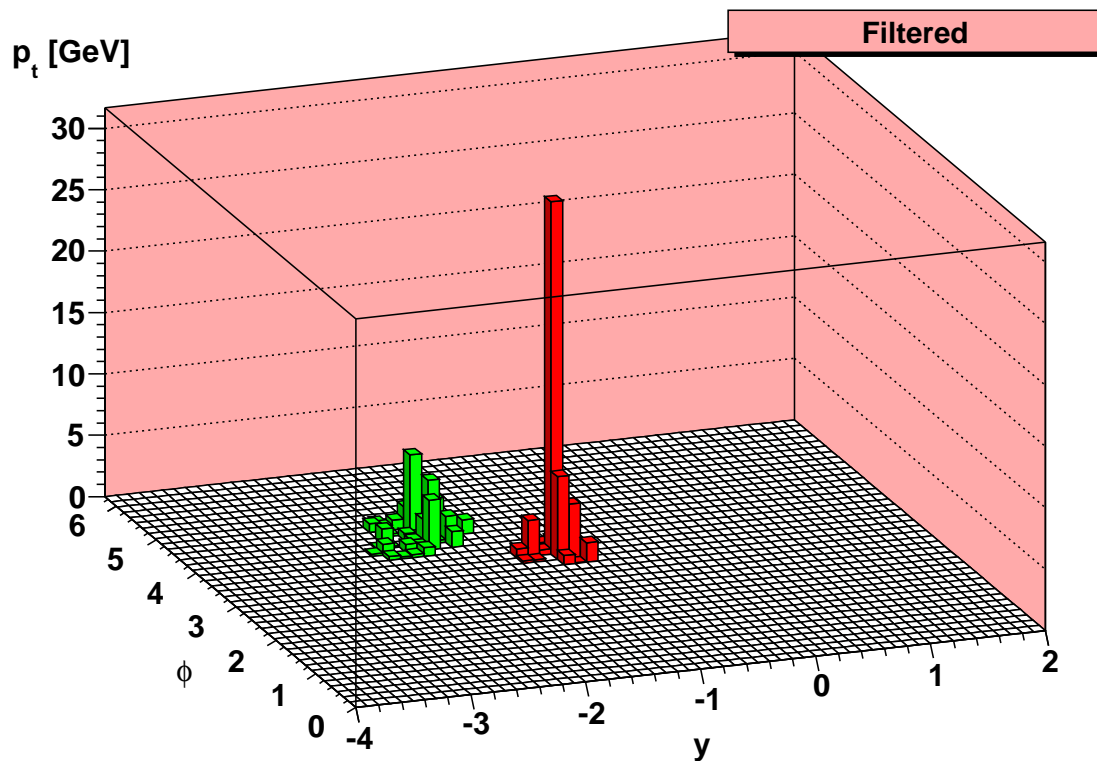
- cluster with Cambridge/Aachen(R)
- for each jet

Idea #2: use filtering



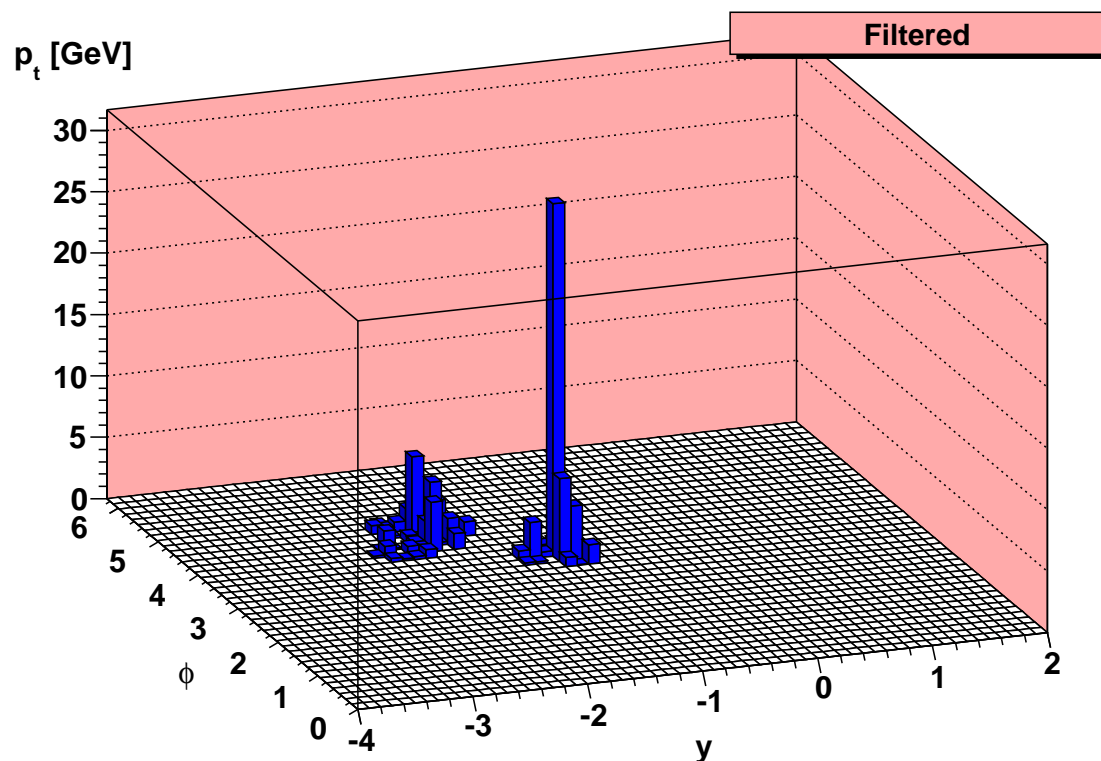
- cluster with Cambridge/Aachen(R)
- for each jet
 - recluster with Cambridge/Aachen(R/2)

Idea #2: use filtering



- cluster with Cambridge/Aachen(R)
- for each jet
 - recluster with Cambridge/Aachen($R/2$)
 - keep the 2 hardest subjects

Idea #2: use filtering



- cluster with Cambridge/Aachen(R)
- for each jet
 - recluster with Cambridge/Aachen(R/2)
 - keep the 2 hardest subjects

Idea:

- ✓ keep perturb. radiation
- ✓ remove UE

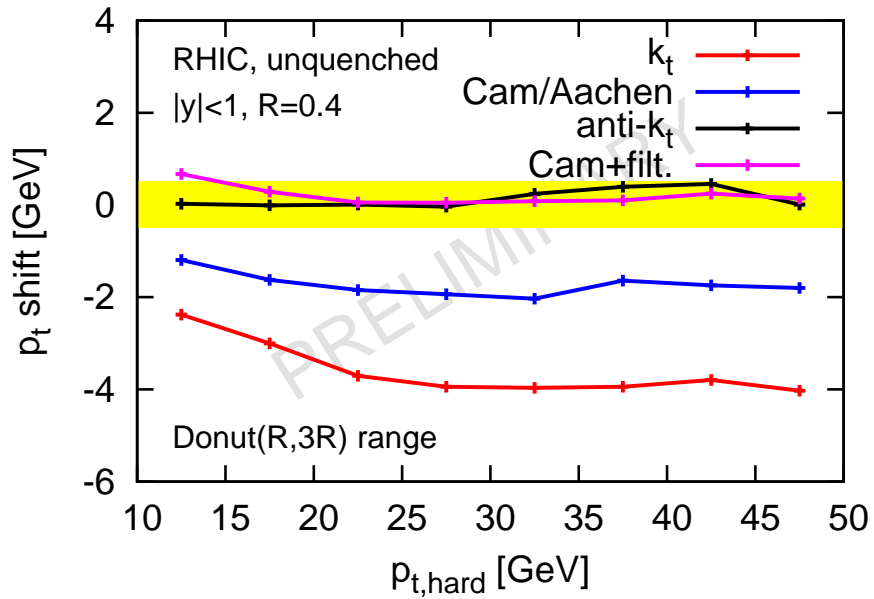
- Proven useful for boosted jet $H \rightarrow b\bar{b}$ tagging

[J.Butterworth, A.Davison, M.Rubin, G.Salam, 08]

- Proven useful for kinematic reconstructions

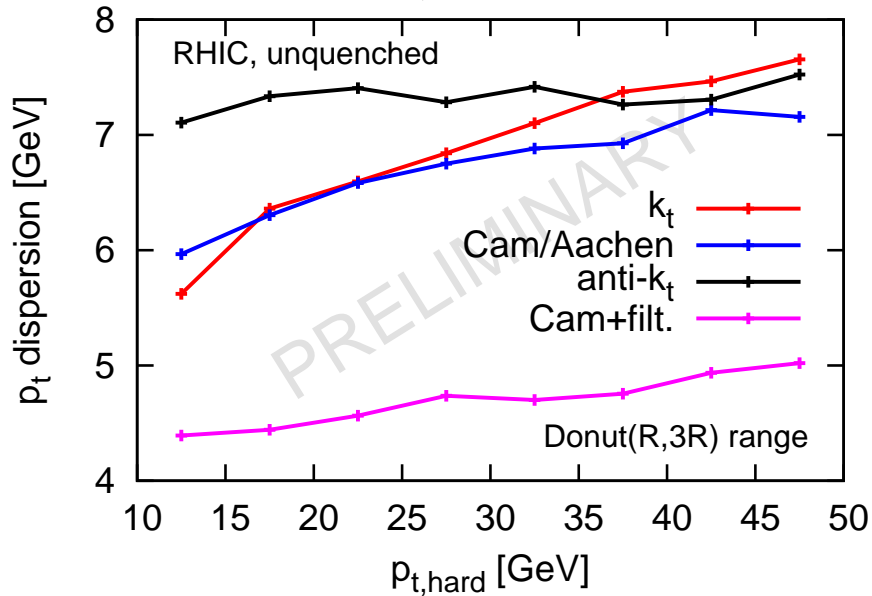
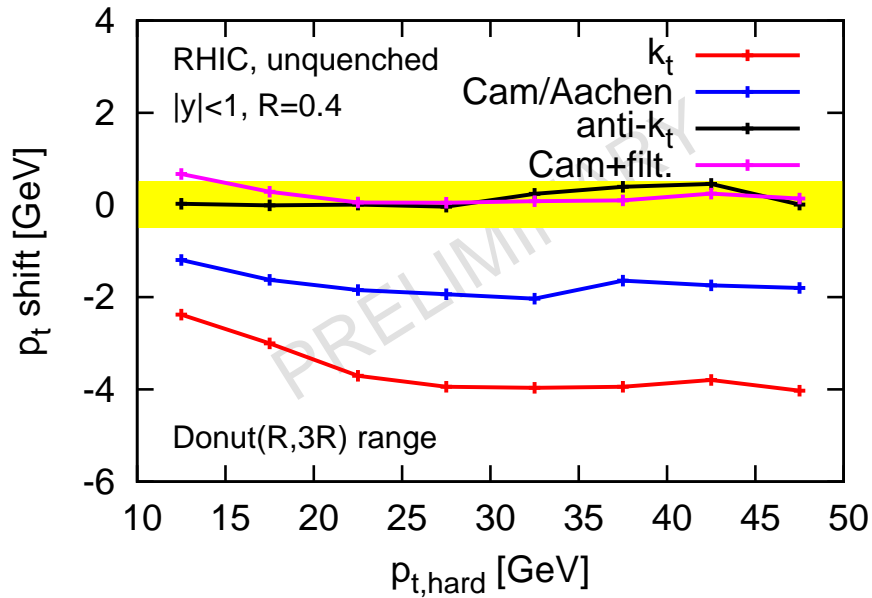
[M.Cacciari, J.Rojo, G.Salam, GS, 08]

Results: RHIC kinematics



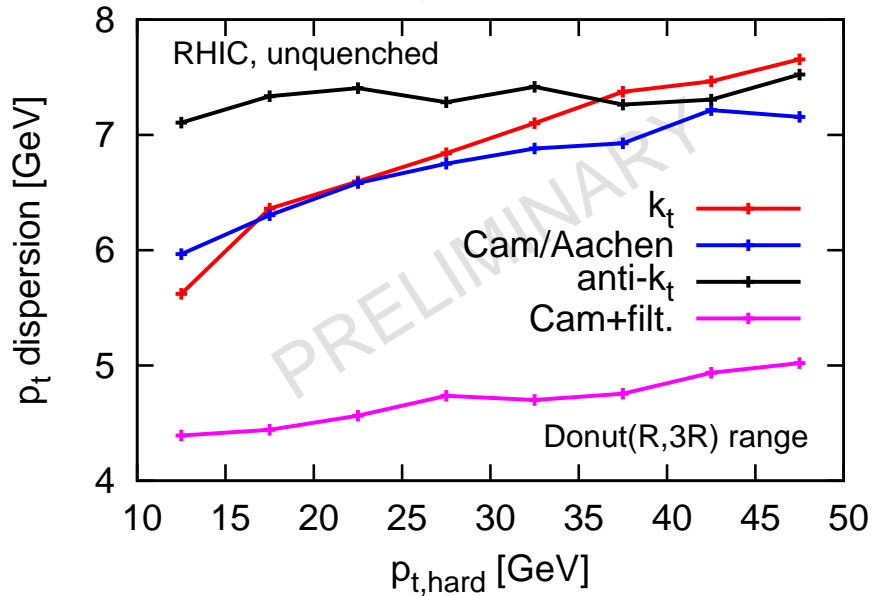
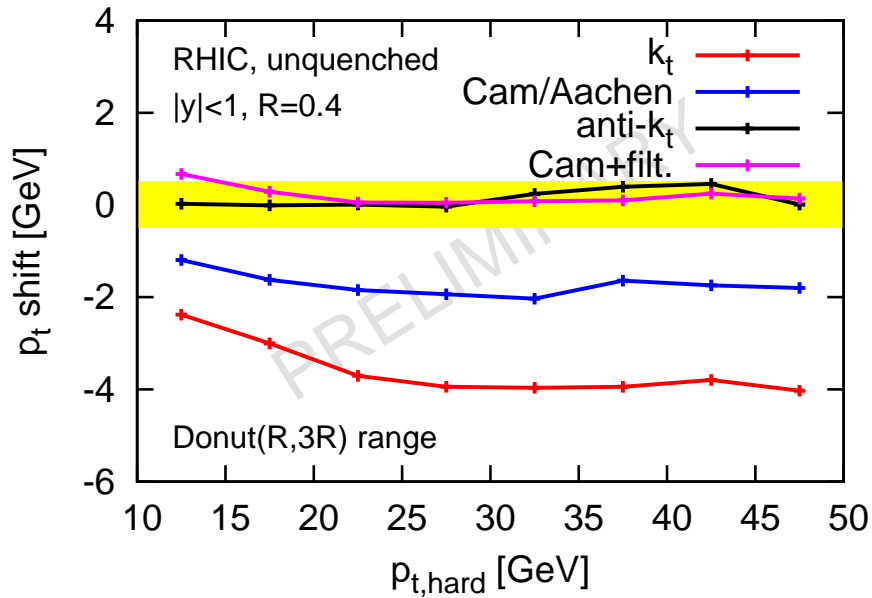
- average p_t shift:
anti- k_t and C/A+filt. Ok

Results: RHIC kinematics

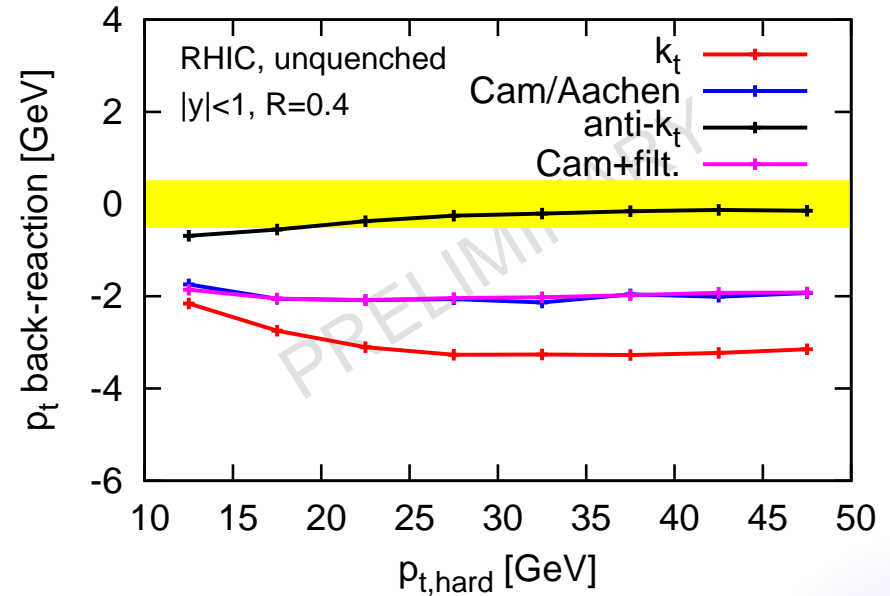


- average p_t shift:
anti- k_t and C/A+filt. Ok
- p_t shift dispersion:
C/A+filt. better

Results: RHIC kinematics

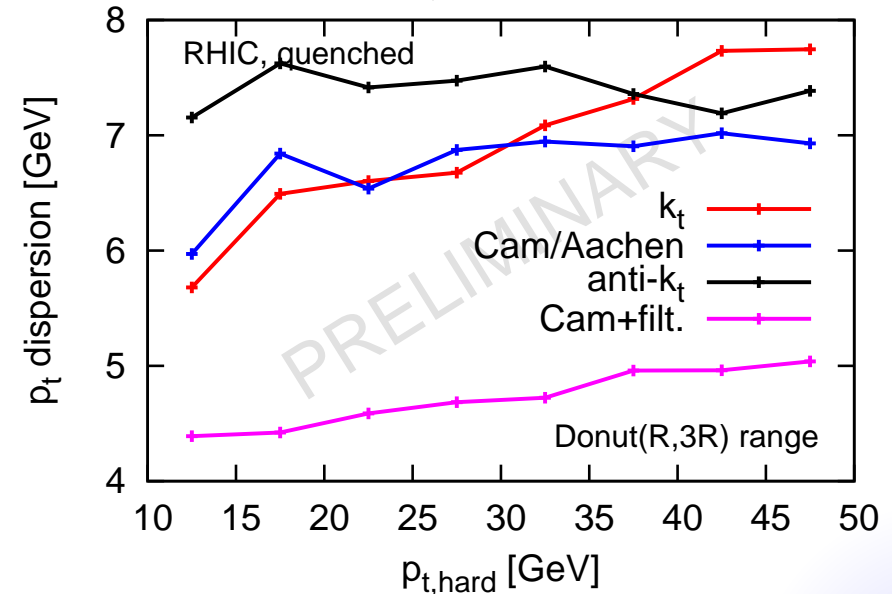
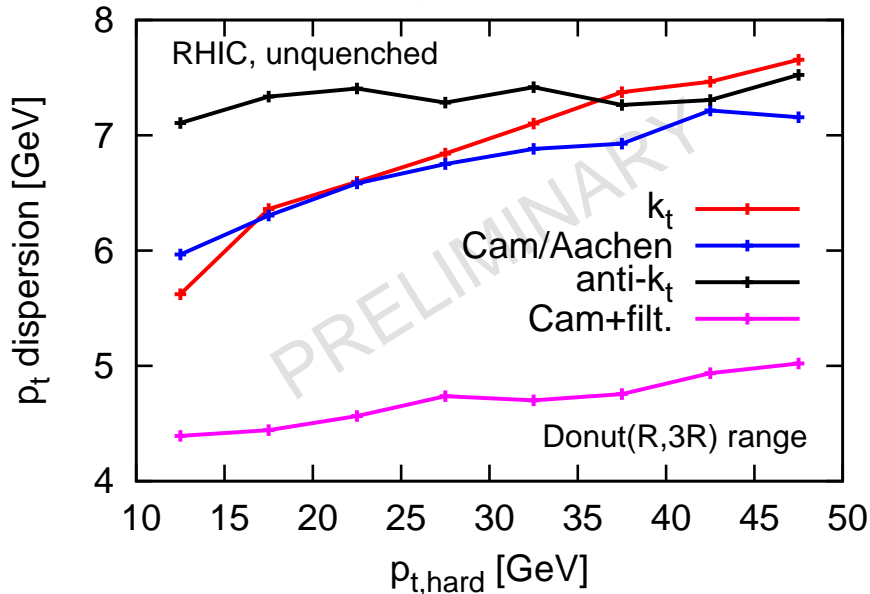
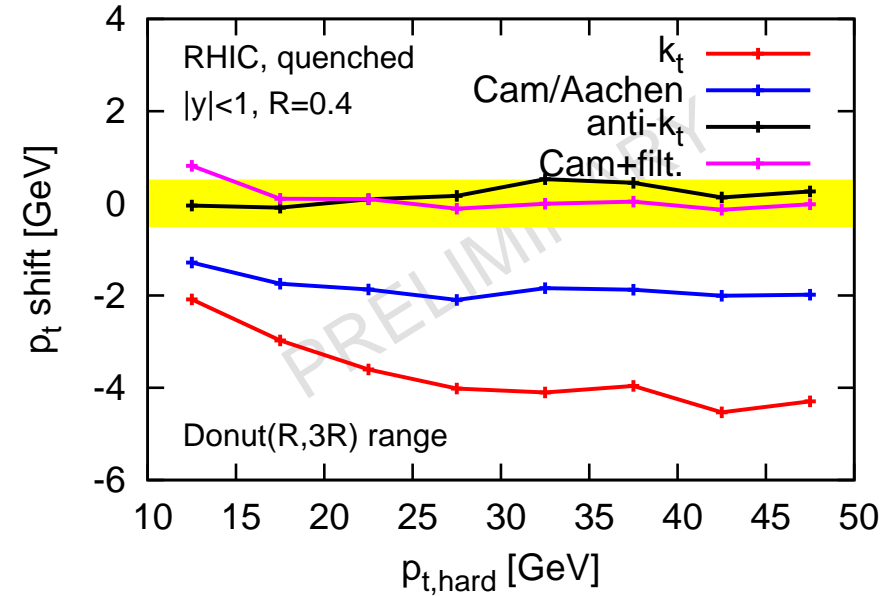
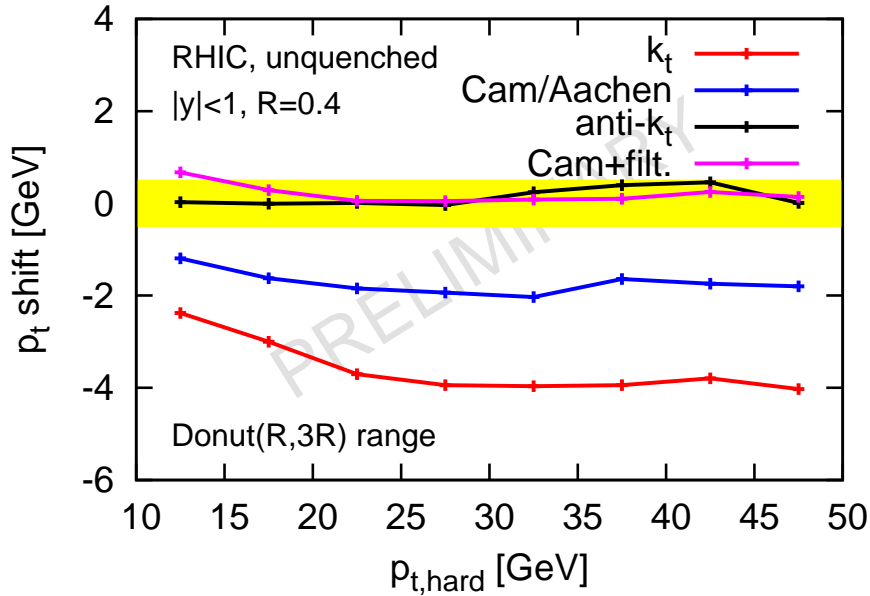


- average p_t shift:
 anti- k_t and C/A+filt. Ok
- p_t shift dispersion:
 C/A+filt. better
- watch out C/A+filt. average:
 back-reaction compensated

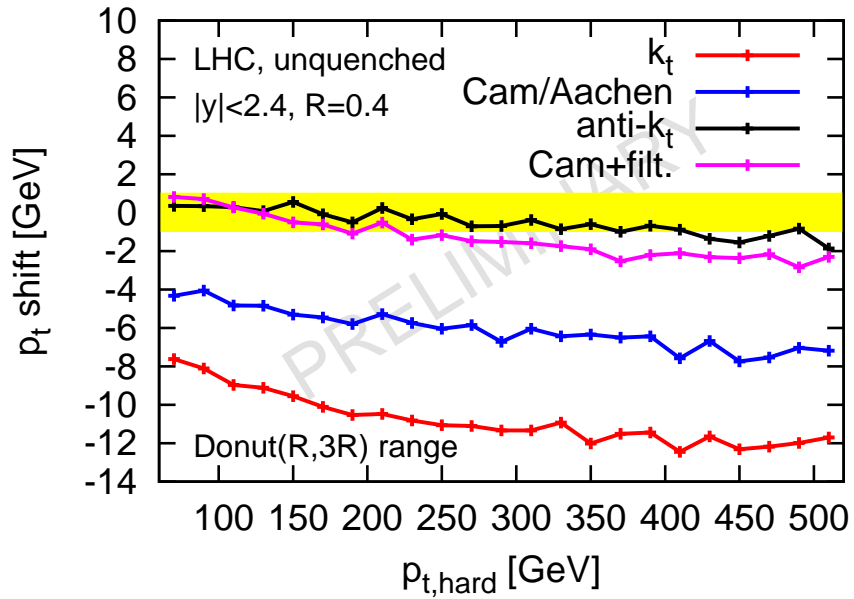


Results: RHIC kinematics – quenching

Performances not much affected by quenching (need more models)

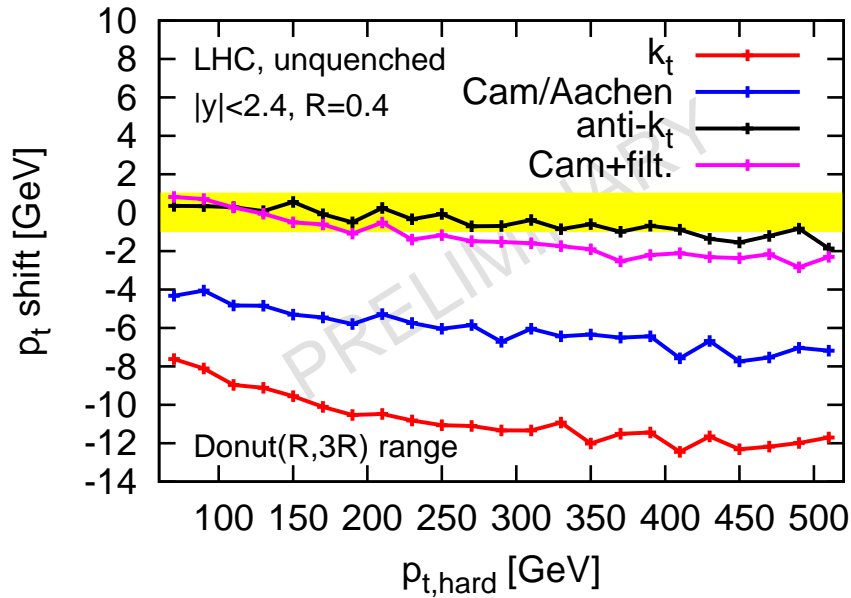


Results: LHC kinematics

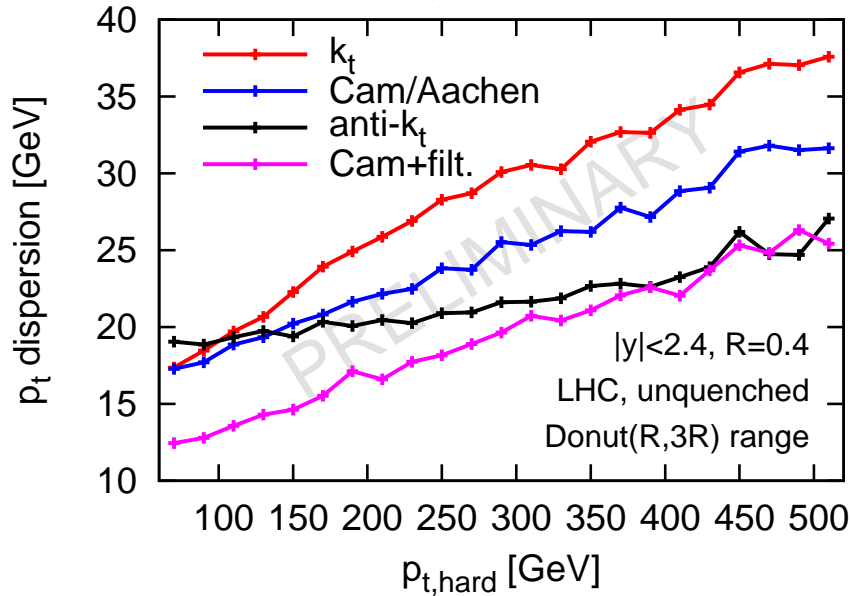


- average p_t shift:
anti- k_t and C/A+filt. Ok

Results: LHC kinematics



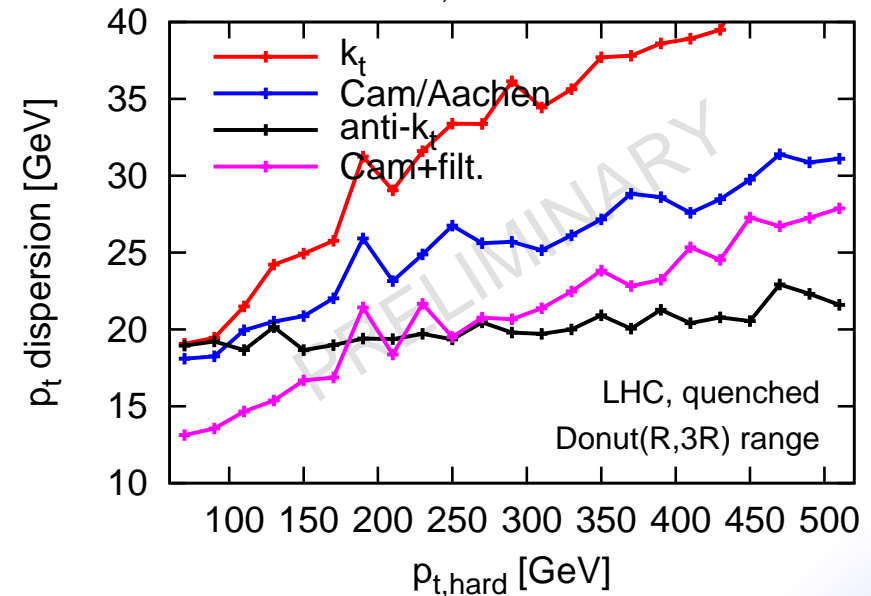
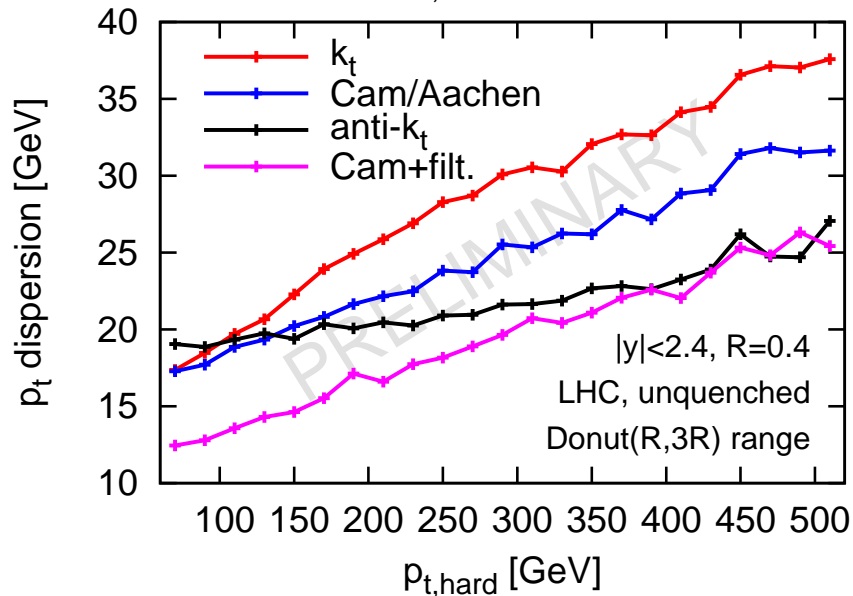
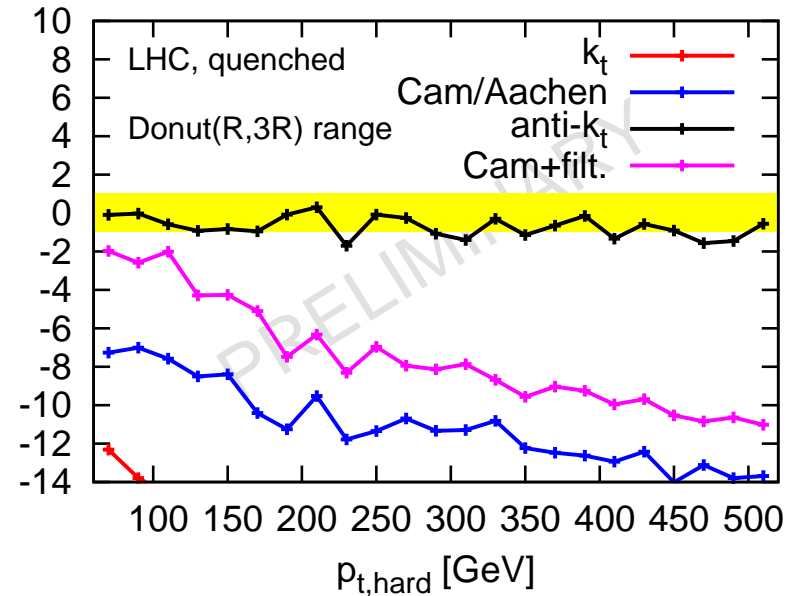
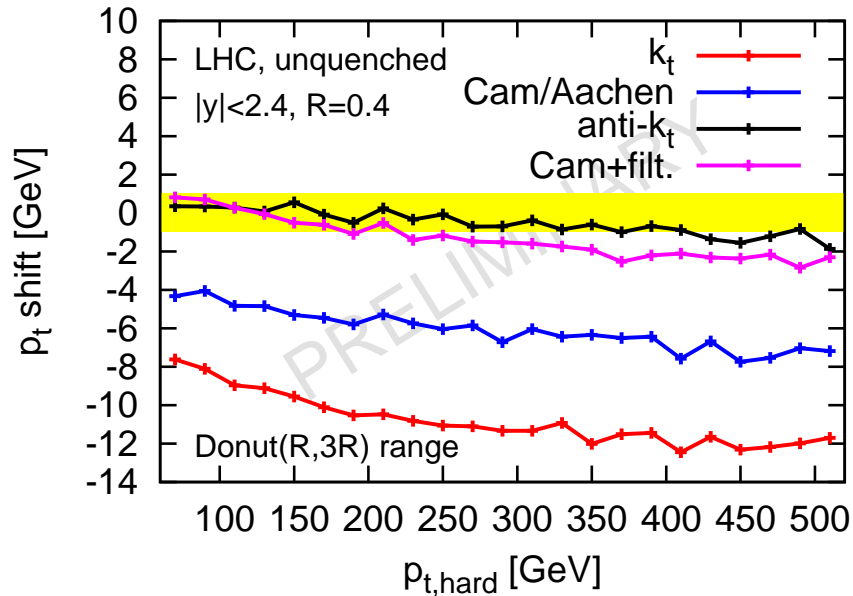
- average p_t shift:
 anti- k_t and C/A+filt. Ok



- p_t shift dispersion:
 C/A+filt. better
 anti- k_t Ok


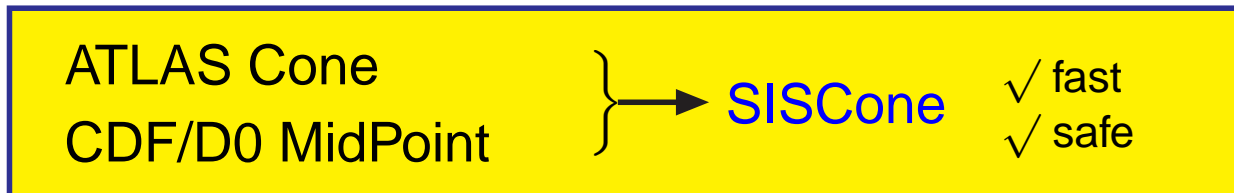
Results: LHC kinematics – quenching

Large quenching effect but anti- k_t 's rigidity plays for it



Conclusions

- Cone algorithm: use and infrared-and-collinear-safe one



- Background subtraction: use jet areas

- properly defined, under analytic control
- simple and generic subtraction method

- More refined techniques: use local ranges and filtering techniques

- decrease sensitivity to the background and its fluctuations
- RHIC and LHC may behave differently
- Try BOTH anti- k_t (reliable because of its rigidity)
AND Cambridge/Aachen+filtering (many nice features)